



Teaching and Learning Activities – Stage 1

2021 Term 3 Week 5 Please complete all activities in your homework book or a workbook you have at home.

	Monday	Tuesday	Wednesday	Thursday	Friday
Task	Choose a task from the Family Experiences Menu.	Choose a task from the Family Experiences Menu.	Choose a task from the Family Experiences Menu.	Choose a task from the Family Experiences Menu.	Choose a task from the Family Experiences Menu.
Morning	<p>English Practise your Magic Words if you have any. Please email the school if you need the next level sent to you.</p> <p><u>Reading Challenge</u> Using the Reading Challenge Grid provided, complete one activity a day from the grid and mark off your chosen activity. You can read a book on Wushka or from books you have at home. Record your activities in your workbook or stick the grid into your workbook.</p> <p><u>Spelling</u> Sound Waves kids online Year 1: sit375 Year 2: stone880</p> <p>Unit 23, this week's sound ir, ur, er, or Chant: birds turn, ir, ir, ir</p>	<p>English Practise your Magic Words if you have any.</p> <p><u>Reading Challenge</u> Complete another activity on the grid today. Remember to mark it off as you go.</p> <p><u>Spelling</u> Practise reading your list words. Choose 8 list words or extension words and use them to complete an activity from the Spelling Menu.</p> <p>Year 1: Can you use your list words to find; - a number</p>	<p>English Practise your Magic Words if you have any.</p> <p><u>Reading Challenge</u> Complete another activity on the grid today. Remember to mark it off as you go.</p> <p><u>Spelling</u> Choose 8 list words or extension words and use them to complete an activity from the Spelling Menu.</p> <p>Year 1: using 'ir' or 'ur' complete the following words. c__cle s__f g__l sh__t</p>	<p>English Practise your Magic Words if you have any.</p> <p><u>Reading Challenge</u> Complete another activity on the grid today. Remember to mark it off as you go.</p> <p><u>Spelling</u> Choose 8 list words or extension words and use them to complete an activity from the Spelling Menu.</p> <p>Complete weekly segmenting of your spelling words using either the Sound Waves website or the attached worksheet.</p>	<p>English Practise your Magic Words if you have any.</p> <p><u>Reading Challenge</u> Complete another activity on the grid today. Remember to mark it off as you go.</p> <p><u>Spelling</u> Choose 8 list words or extension words and use them to complete an activity from the Spelling Menu.</p> <p>Play a spelling game on Sound Waves kids.</p>

You can listen to the sound of the week by clicking on "sound info kit" at the top of the **Unit 23** page from Sound Waves online.



Extension

This week you will find your spelling list words in a table in the pack in the Year 1 & 2 worksheets section.

Read your spelling list words for the week.

Choose 8 list words or extension words and use them to complete an activity from the Spelling Menu.

Upload a picture of your spelling work to **Google Classroom**.

Writing/Viewing

Watch an episode of your favourite TV show. Write

- a person
- an animal
- a word that means to do a job
- something you do at the beach

Year 2: Focus - Suffixes
Suffixes are found at the end of a word and can change the meaning of the base word. In your book write the following words and identify the suffixes in the following words: worthless, learner, hurtful, worker, shirtless.

Extension: Write 5 more words which contain a suffix and underline the suffix in the word.

Reading/Writing

Read the book *Monsters Love Underpants* by Claire Freedman and Ben Cort.
<https://www.youtube.com/watch?v=jBUmYRjnyig&t=202s>

After you have read the book, think about the different monsters in the book and the adjectives used to describe the monsters. Pick one monster and write 5 adjectives to describe the monster.

t__n f__st

Choose 3 words to draw.

Year 2: Using 'ir', 'ur', 'er' or 'or' complete the following words.

b__n t__m
n__se h__
th__ty p__se
c__le w__k
w__ld t__n

Choose 3 words and use them to write a sentence.

Play one of the spelling games in Sound Waves kids.

Reading & Viewing

Watch the story "Windows" posted in **Google Classroom**, read by Mrs Bedingfield.

Can you look outside and see if you can see any clouds that look like something? Did you like the story? Why or why not? You might like to post your written response in the stream in **Google Classroom**.

Extension: Write about the person you are most

Play a spelling game on Sound Waves kids.

Reading

Watch another episode of your favourite TV show. Complete the TV Show Review below.

Think about what made the TV show good or bad. Why did you enjoy the show? Which character stood out? How could the show be improved? Give your TV show a star rating out of 5.

Writing

With the Olympic Games finishing last weekend, think about an athlete who represented Australia at the games and write a letter to them.

In your letter you may like to comment on their efforts, specific skills which you saw them use, ask them a question about their experience, their training routine or even ask them for some advice.

You can write or type your letter, take a picture


Reading/ Writing

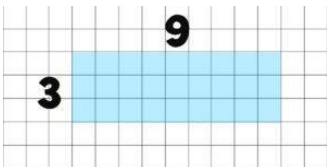

How many recipe books can you find in your house? Select one recipe from a book and read the recipe to someone in your house.

Using the recipe selected, write a shopping list to provide to your mum or dad.



Write the procedure you need to follow. You may like to draw a picture next to each step, to show how to complete the step.

	<p>about the best part of the episode. Draw a picture to match.</p> <p>Extension: Write a summary of the episode, including the setting, problem and solution.</p> <p><u>Grammar - Verbs</u></p> <p>A verb is a word which describes an action.</p> <p>Choose a character from the TV show you watched, write a list of verbs that describe what the character did. eg. Did they run, eat, laugh, clap, dance?</p> <p>Write an action paragraph to describe what the character did using the verbs you observed. Underline the verbs.</p>	<p>If you cannot access the story, read a book of your choice on Wushka or a book you have at home. Pick a character and write 5 adjectives to describe the character.</p> <p>Using the template 'My Monster' draw your own monster and describe your monster, where it lives and any special features.</p> <p>Upload a copy of your monster description to Google Classroom.</p> <p>Extension: Think of a story your monster could be in and write a sizzling start, using your monster as the main character.</p>	<p>looking forward to visiting when we are able to.</p> <p>If you cannot access this story online, read a book of your choice and write down three things you can remember from the text.</p> <p><u>Writing</u></p> <p>Using the image provided in the pack, write a sizzling start. A sizzling start is only 2 or 3 sentences about what is happening in the image. Remember, you can start a sizzling start with action, dialogue or a sound!</p> <p>Extension: Tighten the tension of your story by using the images provided and writing a 5 senses paragraph. Think about what Miss Peterson or Mrs Fleming might be feeling, smelling, tasting, hearing or seeing.</p>	<p>and upload to Google Classroom.</p> <p><u>Handwriting</u></p> <p>Log in to Google Classroom to watch the video demonstrating the formation for this week's focus letter Bb.</p> <p>Complete the handwriting sheet below.</p>	
Break	Break	Break	Break	Break	Break

<p>Middle</p>	<p>Mathematics Choose one activity from the Maths Menu to complete. You may like to do these tasks with your family. Try and choose a different activity each day. Colour in the box or tick off so you know which ones you have done each day.</p> <p>Practise skip counting by 2s forwards and backwards. Year 1: start at 38 Year 2: start at 242</p> <p><i>Problem of the Day</i> Year 1: If I buy 5 packets of lollies and each packet has the same amount of lollies in them, how many lollies might I have altogether?</p> <p>Year 2: Sam baked some biscuits and shared them with his 3 brothers. Each boy got the same amount of biscuits. How many biscuits might there be altogether?</p> <p>One way to solve multiplication problems is to create an array. An array is an orderly arrangement (often in rows and columns) that is used as a visual tool for demonstrating multiplication and division.</p>	<p>Mathematics Choose a different activity from the Maths Menu to complete today.</p> <p>Practise skip counting by 5s forwards and backwards. Year 1: start at 60 Year 2: start at 180</p> <p><i>Problem of the Day</i> Year 1: 5 children dipped both of their feet into the pool. How many toes are there in the pool?</p> <p>Year 2: Mr Parker asked his class a question. Thirty fingers were raised. How many hands went up to answer the question?</p> <p>Some ways to solve a multiplication problem is to skip count, use a drawing or make groups using real objects.</p> <p>Log in to Google Classroom and complete the Year 1 and 2 Multiplication and Division Word Problem Slides. Click “open with slides” to complete the activities in the presentation. You can also edit it as a Google Doc, by inserting shapes and text to show your working out.</p>	<p>Mathematics Choose a different activity from the Maths Menu to complete today.</p> <p>Practise skip counting by 10s forwards and backwards. Year 1: start at 13 Year 2: start at 123</p> <p><i>Problem of the Day</i> Year 1: There are 24 sunflower seeds in a packet. If I put 3 seeds in each pot, how many pots will I fill?</p> <p>Year 2: Steven is cooking 7 pizzas. He had 42 slices of bacon. How many slices does each pizza get?</p> <p>Multiplication is sometimes referred to as repeated addition - adding the same amount of items over and over again and seeing how many times we add them, for example: $3 + 3 + 3 + 3 = 12$ is the same as $3 \times 4 = 12$.</p> <p>Go to https://www.abcya.com/games/multiplication_mine</p>	<p>Mathematics Choose a different activity from the Maths Menu to complete today.</p> <p>Practise skip counting forwards and backwards. Year 1: 5s - start at 90 Year 2: 3s - start at 141</p> <p><i>Problem of the Day</i> Year 1: There are 6 buses with 5 students in each bus. How many students were there altogether?</p> <p>Year 2: John put his sausages on the BBQ. He made 8 rows of 4 sausages. How many sausages did he cook altogether?</p> <p>Follow the instructions to complete the house and garden picture worksheet using repeated addition. It's up to you how many raindrops, apples and flowers you draw. Make sure you draw equal groups.</p> <p>Log on to Mathletics https://login.mathletics.com/ Complete 2-3 tasks that your teacher has set.</p>	<p>Mathematics Choose a different activity from the Maths Menu to complete today.</p> <p>Practise skip counting forwards and backwards. Year 1: 2s - start at 33 Year 2: 4s - start at 124</p> <p><i>Problem of the Day</i> Year 1: There are 6 ponds at the park. Each pond has the same amount of ducks in it. There are 24 ducks at the park. How many ducks are in each pond?</p> <p>Year 2: The farmer had 32 tomatoes. He packed 8 into each bag. How many bags did he use?</p> <p>Use equal numbers of lego bricks to build four identical towers or creatures. Can you find out how many lego bricks you have used? Write the number sentence in your workbook.</p> 
----------------------	--	---	---	---	--

<p>Log in to Google Classroom to watch a short video of Miss Unsworth and Miss Peterson playing the Array Race.</p> <p>Ask someone in your family to play the Array Race game with you. Use the worksheet in the pack.</p> <p>These are the instructions if you cannot watch the video.</p> <p>First player rolls two dice. The numbers rolled are used as sides of a rectangle (multiplicative array), which is drawn on the grid paper. After the array is drawn, the rectangle is coloured in with a chosen colour, and the multiplication sentence is written inside the array in pen.</p> <p>For example, if the player rolls a 3 and 9, a 3x 9 rectangle is drawn.</p>  <p>The second player rolls the two dice and draws their array on the same grid paper using a different coloured</p>	<p>The first slide has been completed for you.</p> <p>OR</p> <p>Complete the 'Counting in 2s, 5s and 10s' worksheet.</p> <p>Extension: If you have completed the worksheet answers, can you work out how much change you would get if you paid for these items with \$10.</p> <p>Log on to Mathletics https://login.mathletics.com/ Complete 2-3 tasks that your teacher has set.</p>	<p>_jr to play the online multiplication game titled Multiplication Mine Jr.</p> <p>Use repeated addition to complete the Equal Groups Smoothies worksheet.</p> <p>Extension: Play Multiplication Mine (standard edition, not the junior edition) https://www.abcya.com/games/multiplication_mine</p> <p>Log on to Mathletics https://login.mathletics.com/ Complete 2-3 tasks that your teacher has set.</p>		<p>OR</p> <p>Find a collection of similar toys such as cars, Ooshies or dolls and divide them into equal groups or into an array. Can you write the number sentence to match? Is there more than one way to arrange them?</p> <p>Challenge: Roll a die and divide your collection into groups of that number. Is it an equal share or are some left over?</p>  <p>Log on to Mathletics https://login.mathletics.com/ Complete 2-3 tasks that your teacher has set.</p>
---	---	--	--	---

	<p>pencil. The person with the most squares on the grid coloured wins.</p> <p>(This game can be played with 2 or more people)</p> <p>Log on to Mathletics https://login.mathletics.com/ Complete 2-3 tasks that your teacher has set.</p>				
Break	Break	Break	Break	Break	Break

<p>Afternoon</p>	<p>PE</p> <p><i>Please encourage your child to undertake 1hr of physical activity a day. A list of online resources that are available to get you moving through the day are listed at the end of the grid.</i></p> <p>You might like to complete the activity log attached to keep track of your daily exercise.</p> <p>PDH</p> <p>Bike safety - go for a bike or scooter ride. If you don't own one of these you can go for a walk.</p> <p>Write some things you do to get ready for the ride/walk that keep you safe.</p> <p>When you get back, mark your ride on a map of the local area. Plot on the map where you saw items of interest, such as painted rocks, Wally.</p> <p>You could use Google Maps to help with this. https://www.google.com.au/maps/</p>	<p>Mindfulness</p> <p>Participate in a yoga session of your choice. You might like to select your video or choose one from Cosmic Kids Yoga. See if your family will join in with you.</p> <p>https://www.youtube.com/user/CosmicKidsYoga</p> <p>After your yoga session, sit outside or go for a walk with your family and listen to all the different sounds around you. Take a drawing pad or notebook with you and draw the different items you can hear.</p>	<p>Olympic Games</p>  <p>Using the images above as a guide, select your favourite Olympic Sport and have a go at creating your own photo. See how many members of your family will participate.</p> <p>Upload your photos to Google Classroom (optional).</p>	<p>Creative Arts</p> <p>Get creative! Create a collage using materials from your garden, or things you find on your nature walk. You could create a face, animal, landscape or even just a beautiful pattern.</p>  <p>Feel free to take a photo and share on Google Classroom (optional)</p>	<p>Cooking</p> <p>Using your procedure, from this morning's reading/writing activity, cook your item.</p> <p>Photograph your finished product and share on Google Classroom with your recipe.</p> <p>OR</p> <p>Get creative...</p> <p>Complete an activity of your choice to finish off the week Some ideas are:-</p> <ul style="list-style-type: none"> • build a cubby house inside • complete a directed drawing • turn an old box into.... • paint a picture • have a picnic with your toys <p>Share your creation on Google Classroom.</p>
-------------------------	---	--	--	---	--

Some other interesting sites you might like to look at throughout the week (just for fun):

Taronga TV - listen to keeper talks and view live cams from the zoo <https://taronga.org.au/taronga-tv#animalantics>

ABC Education - <https://www.abc.net.au/tveducation/programs/primary/>

NSW Education Livestream - various topics at 10am daily - <https://education.nsw.gov.au/teaching-and-learning/learning-from-home/learning-at-home>

Some useful links for indoor physical activity each day

PE with Joe: Every weekday Joe will do a PE lesson that goes for 30 mins. Search YouTube for past day's lessons.
<https://youtu.be/-8o8wMgAT-Y>

Cosmic Yoga: Search Cosmic Yoga on YouTube and choose one to do. They range from 5 mins to 30 mins
<https://www.youtube.com/watch?v=R-BS87NTV5I>

Family Fun Cardio Work Out
<https://youtu.be/5if4cjO5nxo>

Exercise for kids
<https://youtu.be/oc4QS2USKmk>

Home exercise for kids
<https://youtu.be/aHVR2FnTpdK>

Get Active@home
<https://education.nsw.gov.au/teaching-and-learning/learning-from-home/learning-at-home/activities-for-your-child/getactive-home>

GoNoodle
<https://family.gonoodle.com/>



Year 1 Worksheets

SLW22



her											
stir											
girl											
bird											
fur											
turn											
hurt											
surf											
first											
third											
thirty											
thirteen											
were											
work											
word											
circle											

Year 2 Worksheets

SLW22



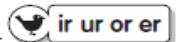
girl										
bird										
third										
thirty										
circle										
turn										
burn										
purse										
nurse										
early										
work										
word										
worm										
world										
term										
fern										
were										
weren't										
herd										
heard										

Sound Waves 2 Printables © 2012 Firefly Education Pty Ltd

ISBN 978 1 74135 150 7

Year 2 Segmenting – Thursday

SXW25



burst										
curly										
curtain										
furniture										
further										
journey										
learn										
observe										
pearl										
person										
purple										
return										
search										
service										
stirred										
surface										
Thursday										
turkey										
turtle										
worse										

Sound Waves 2 Printables © 2012 Firefly Education Pty Ltd

ISBN 978 1 74135 150 7

Year 2 Segmenting - Extension – Thursday

FAMILY EXPERIENCES MENU

© The Young Educator

Read a book together and take turns reading a page	Play a family board game	Cook and prepare a meal together. Everyone is in charge of something.	Look up a science experiment and try it together.
Work on a puzzle together.	Write a card or letter to someone.	Create a play.	Facetime a relative.
Colour in or paint a picture.	Watch a movie.	Research a holiday destination and plan an itinerary together.	Hold a talent contest.
Go for a bike ride.	Write an interview and interview a friend or family member over the phone.	Create using Lego.	Go for a walk.
Design a boardgame and play it as a family.	Dress up in costumes.	Play a game in the backyard.	Create a magic show.

READING CHALLENGE

READ  Sitting Under a TREE	READ To a FAMILY Member	READ in your PYJAMAS	LISTEN to an AUDIO BOOK	READ using a FLASHLIGHT	READ Sitting by a WINDOW	READ In your BED
DRAW a Character from your BOOK	READ to a FRIEND online or on the phone	READ Twice in one DAY 	READ a COOK BOOK	READ a MAGAZINE 	READ In the CAR 	READ sitting in a comfy CHAIR
LISTEN to a Story Book ONLINE	READ while wearing a HAT 	RECORD yourself READING	READ Sitting Under a TREE 	CREATE a Comic of a favourite BOOK	READ to your favourite TOY 	READ instructions to a GAME
WRITE a Book Review 	READ a COMIC BOOK	READ a GRAPHIC NOVEL	READ the LOCAL NEWSPAPER	READ a JOKE BOOK to a friend	WRITE A Short STORY	READ your story to your FAMILY

Unit 23 - Spelling List Words

Year One List Words	Year One Extension	Year Two List Words	Year Two Extension
her	birthday	girl	burst
stir	burnt	bird	curly
girl	certain	third	curtain
bird	circus	thirty	furniture
fur	early	circle	further
turn	earth	turn	journey
hurt	furniture	burn	learn
surf	heard	purse	observe
first	learn	nurse	pearl
third	nurse	early	person
thirty	purple	work	purple
thirteen	purse	word	return
were	Thursday	worm	search
work	turned	world	service
word	weren't	term	stirred
circle	world	fern	surface
		were	Thursday
		weren't	turkey
		herd	turtle
		heard	worse

SPELLING MENU

LOWER PRIMARY

©The Young Educator

Write your words in rainbow writing using coloured pencils	Spell each word out loud with a robot voice	Sort your spelling words into groups of 1 syllable, 2 syllable and 3 syllables	Write your spelling words on paper using a white crayon and then paint over the words with rainbow water colours
Build your spelling words using Lego bricks	draw pictures for your spelling words	Use a dictionary or the internet to find as many words with the same sound	Write your spelling words on the pavement using chalk
Write a story using as many spelling words as you can	Type your words on a computer	Write your spelling words using bubble writing and colour it in	Make a card game using your spelling words (snap, memory)
Make your spelling words using sticks, leaves and rocks outside	Paint your spelling words with water on the pavement	Spell each spelling word with every bounce on a trampoline (or hop on the spot!)	Write sentences for your spelling words
Make your words using playdough	Write your spelling words on a window with a whiteboard marker	Stamp your spelling words using alphabet stamps	Make up a clue for each spelling word for your family to guess the word

MATHS MENU

LOWER PRIMARY

© The Young Educator

Roll dice and add and subtract	Play "Skipbo" card game	Play with a deck of cards and match "Friends of 10"	Play "I'm thinking of a number" with a family member. Ask yes/no clues to guess the number.
Flip cards and add or subtract	Create a hopscotch on the pavement and roll a dice to add/subtract or multiply	Collect natural materials from outside and skip count your collection. Create a pattern.	Pull dominos and add/subtract the numbers
Create your own playdo and make 2D and 3D shapes	Roll a dice 3 or 4 times and create the time on an analogue clock	Roll a dice and build a tower using the number rolled. Keep rolling and adding to your lego tower.	Make maths posters for different numbers (represent in different ways)
Organise your toys by skip counting them	Tally all your toy collections and create a picture graph from your results	Roll a dice and do that amount of different exercises. E.g. six star jumps	Create 5 equations that equal your age
Create a shape monster. Label all your shapes' names, vertices and edges.	Paint the friends of 10, 20 and 30 on the pavement using water	Create an "odd" and "even" table. Roll a dice twice to make a two digit number. Tally whether it is odd or even. Make a graph.	Paint a picture using your doubles facts

arrays station

A full-page sheet of white graph paper featuring a uniform grid of thin black horizontal and vertical lines. The grid consists of 20 columns and 20 rows, creating a total of 400 small squares. There are no margins, text, or other markings on the page.

GetActive@Home



Activity logbook

MONDAY

HOW DID YOU GET ACTIVE TODAY?

A large, empty rounded rectangle with a blue border, intended for writing the activity for Monday.

TUESDAY

HOW DID YOU GET ACTIVE TODAY?

A large, empty rounded rectangle with a blue border, intended for writing the activity for Tuesday.

WEDNESDAY

HOW DID YOU GET ACTIVE TODAY?

A large, empty rounded rectangle with a blue border, intended for writing the activity for Wednesday.


THURSDAY

HOW DID YOU GET ACTIVE TODAY?

A large, empty rounded rectangle with a red border, intended for writing the activity for Thursday.

FRIDAY

HOW DID YOU GET ACTIVE TODAY?

A large, empty rounded rectangle with a pink border, intended for writing the activity for Friday.

For ideas on how to GetActive visit:
<https://app.education.nsw.gov.au/sport/participation/getactive>



Education




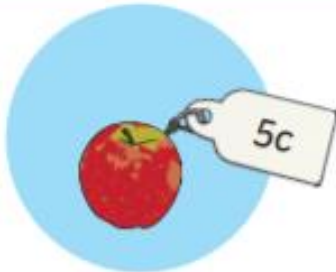
MY MONSTER BY _____

DESCRIBE YOUR MONSTER
WHERE IT LIVES
ANY SPECIAL FEATURES
(USE ADJECTIVES)

Counting in 2s, 5s and 10s

Learning Intention: We are learning to skip count.

Success Criteria: I can skip count by 2s, 5s and 10s.



- 1 How much do three pineapples cost?



- 2 How much do six apples cost?



- 3 How much do five oranges cost?



- 4 How much do eight pineapples cost?



- 5 How much do seven oranges cost?



- 6 How much do four apples cost?



Year 1 & 2 Worksheets




Name: _____

Date: _____

Equal Groups Smoothies



Max and Sana are buying lots of fruit to make smoothies. Look at the arrays of fruit on the left, then fill in the blanks on the right to find out how much of each they will buy.



____ + ____ + ____ = ____
 $6 \times 3 = \underline{\hspace{2cm}}$



____ + 6 = ____
 ____ x ____ = ____



____ + ____ + ____ = 15
 ____ x ____ = ____



____ + ____ + ____ + ____ = ____
 ____ x ____ = ____



____ + ____ + ____ + ____ = ____
 $4 \times \underline{\hspace{2cm}} = 24$



Characters

REVIEW

This image shows a blank sheet of white paper with horizontal ruling lines. The lines are evenly spaced and run across the width of the page. There are no margins, text, or other markings on the paper.

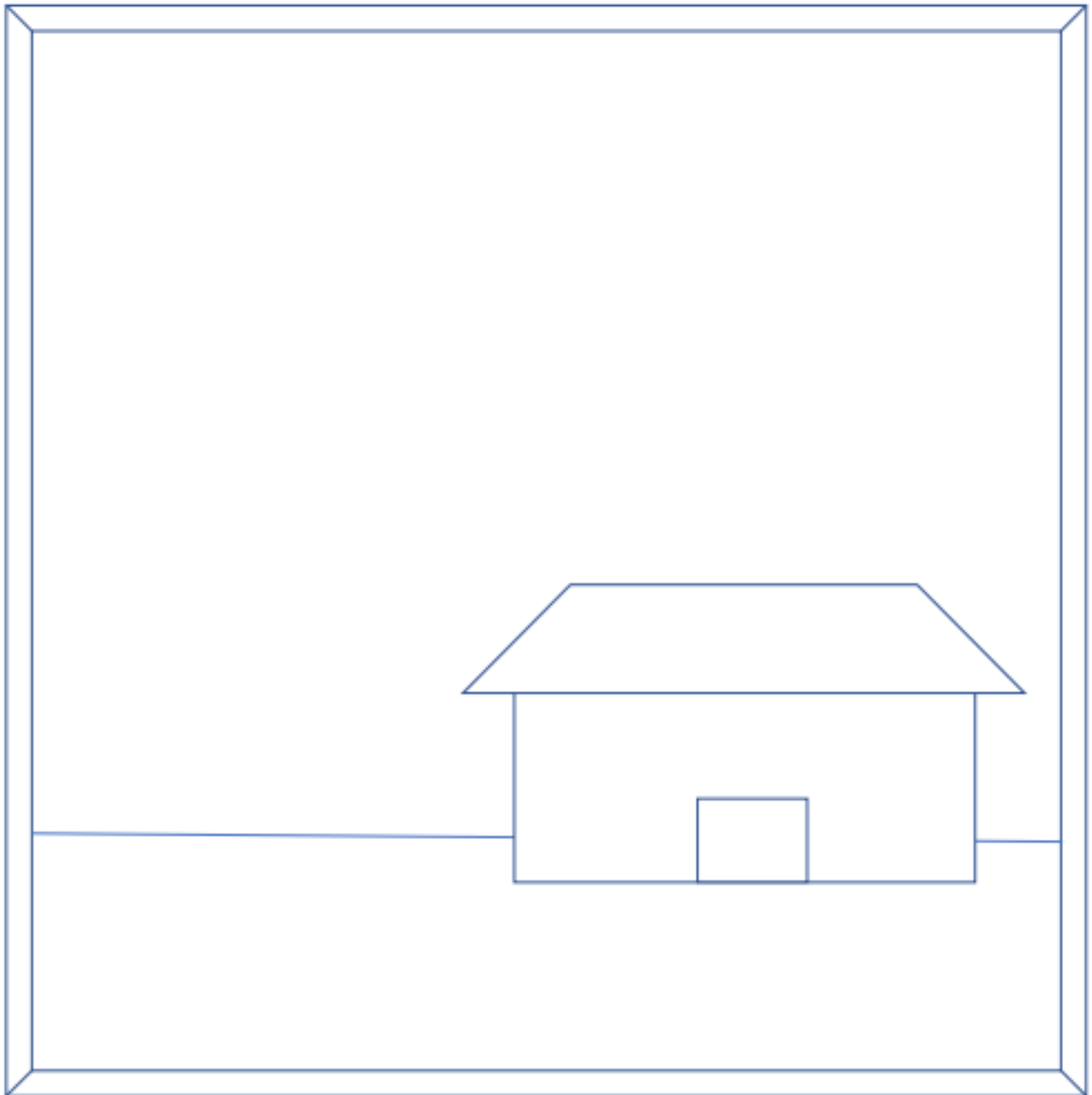
Thursday 12th August 2021

B B B B B B b b b b b b

B b B b B b B b balloon bell rub

Bobby blows big blue bubbles.

Year 1 & 2 Worksheets



Follow the instructions to finish the picture. When you have finished, colour your picture.

1. The sky has 3 clouds. The clouds have an equal number of raindrops. How many raindrops did you draw? $\underline{\quad} + \underline{\quad} + \underline{\quad} = \underline{\quad}$ raindrops.
2. The garden has 4 rows of flowers. Each row has the same number of flowers. How many flowers did you draw? $\underline{\quad} + \underline{\quad} + \underline{\quad} + \underline{\quad} = \underline{\quad}$ flowers.
3. The house has 2 rows of windows. Each row has the same number of windows. How many windows did you draw? $\underline{\quad} + \underline{\quad} = \underline{\quad}$ windows.
4. In the background, there are 6 trees. Each tree has the same number of apples. How many apples did you draw?
 $\underline{\quad} + \underline{\quad} + \underline{\quad} + \underline{\quad} + \underline{\quad} + \underline{\quad} = \underline{\quad}$ apples.
5. There are $\underline{\quad}$ chickens in the garden with $\underline{\quad}$ eggs. Write the number sentence for your chickens and eggs.