







# Teaching & Learning Activities – Early Stage 1





















2021 Term 3 Week 2 – All activities should be completed on Google Classroom, in your homework book, a lined/workbook or on A4 paper.





		Monday	Tuesday	Wednesday	Thursday	Friday
<b>Task</b>	<b>Log into Google Classroom and say 'Hello' on the post created by your teacher.</b>	Can you ask someone in your house if they need help?	Can you clean your room?	Can you help set the table for dinner?	Can you take the rubbish out?	
<b>Homework</b>	<b>Complete your Homework Sheet – Cut the HFW for Week 1 – 4 into flashcards to help you learn them (they are yellow).</b>					
<b>Morning</b>	<p><b>English</b></p> <p>* Write your High Frequency Words (HFW) for Week 2 in your book.</p> <p><b>his, out, there, or, house</b></p> <p>* Using the word <b>house</b> write 2 sentences about your house. Try make them descriptive. You could write about the garden, bricks, door etc.</p> <p><i>E.g. My house has <u>yellow</u> bricks and a <u>long</u> driveway.</i></p> <p><b>My house has...</b></p>	<p><b>English</b></p> <p>* Listen to Miss Chaffer read the Story '<b>Edward the Emu</b>' on Google Classroom.</p> <p><b>OR</b></p> <p>Watch the Edward the Emu video on YouTube.</p> <p><a href="https://www.youtube.com/watch?v=0P74MJ3CMuU&amp;t=20s">https://www.youtube.com/watch?v=0P74MJ3CMuU&amp;t=20s</a></p> 	<p><b>English</b></p> <p>* Listen again to the Story <b>Edward the Emu</b>.</p> <p>* Predict what Edward's life will be like now he has Edwina living with him? How would he feel? Will Edward and Edwina get along?</p> <p>*Write a sentence about Edward's life now Edwina lives with him. Draw a picture to match.</p> <p><b>Edward</b> .....</p>	<p><b>English</b></p> <p>*Listen to – '<b>Emu Facts with Keeper Ally from Taronga Western Plains Zoo.</b>'</p> <p><a href="https://www.youtube.com/watch?v=ogjAZKB6FXw">https://www.youtube.com/watch?v=ogjAZKB6FXw</a></p> <p>*What was an interesting fact you learnt about the emu? Write the fact in your book or share with a family member after watching the video.</p>	<p><b>English</b></p> <p>* Read a book from Wushka or home with a family member. How were the characters feeling at the beginning and then at the end of the story? What made them feel this way?</p> <p>* Pick a sentence and count the words in the sentence. Do this for two more sentences.</p> <p>*Complete the handwriting page for 'b'.</p>	

<p><b>Break</b></p>	<p>*Our first sound this week is -</p>  <p style="text-align: center;">s</p> <p style="text-align: center;">like in treas<u>ure</u></p> <p>*Complete the <b>Soundwaves page</b> for 's' like in treasure. Use lead pencil for the writing and take care with your colouring.</p> <p>This term we will be learning about Australian Native Animals.</p> <p>*Brainstorm 10 Australian animals. Write their names in your book and draw a picture to match at least 5 of them. E.g. koala, kangaroo, dingo.</p>  <p style="text-align: center;"><b>Break</b></p>	<p>*After listening to the story, discuss with someone what the story was about or write a comment on the Google Classroom read aloud.</p> <p>*Have you ever been to the zoo? Write a sentence in your book about going to the zoo.</p> <p><b>At the zoo</b>.....</p> <p>Draw a picture to match.</p> <p>*Complete Soundwaves <b>Blackline Masters – Decodable Reader (DR28)</b> worksheets by reading the sentence and drawing a picture to match. You can also cut these up and staple them together to make a book. If you do not have a printer, you can copy the sentences and complete the activity in your book.</p> <p>*Complete the handwriting page for 'a'</p> <p>*Practise your Magic Words. Ask someone at home to time you.</p> <p style="text-align: center;"><b>Break</b></p>	<p>*Our second sound this week is -</p>  <p style="text-align: center;">ai ay a_e</p> <p style="text-align: center;">like in sn<u>ail</u>, <u>pl</u>ay or <u>ca</u>ke</p> <p>*Complete the <b>Soundwaves page</b> for 'ai, ay, a_e' like in snail. Use lead pencil for the writing and take care with your colouring.</p> <p>*Go to Google Classroom and complete the '<b>Beginning Sounds</b>' activity in the <b>Week 2</b> folder.</p> <p style="text-align: center;"><u>Make sure you save and submit your work.</u></p> <p style="text-align: center;"><b>OR</b></p> <p>*Complete the 'Beginning Sounds' worksheets and glue it in your book.</p> <p style="text-align: center;"><b>Break</b></p>	<p>*Complete the 'Edward the Emu' worksheet and label the correct features of an emu.</p> <p>*Complete 2 of the online Soundwaves "Extra Games and Activities."</p> <p style="text-align: center;"><a href="http://www.soundwaveskids.com.au">www.soundwaveskids.com.au</a></p> <p style="text-align: center;"><b>Password -</b></p> <div style="border: 1px solid black; padding: 5px; width: fit-content; margin: 0 auto;">aunt832</div> <p>*The sound can be found in - <b>Terms 2–4, Phase 2: Discovering Graphemes</b></p> <p style="text-align: center;"><b>OR</b></p> <p>* Think of 5 words that have the 'ai, ay, a_e' sound and write them in your book. E.g. rain, cake, spray.</p> <p>* Draw a picture to match some of the words.</p> <p>*Practise your Magic Words. Ask someone at home to time you.</p> <p style="text-align: center;"><b>Break</b></p>	<p>*Complete the "Edward the Emu - Story Sequencing" worksheet. Cut, sequence and then glue in the correct order in your book.</p>  <p>* Complete -Soundwaves <b>Blackline Masters - Match Up: Words to Pictures (GM101-201)</b> worksheet. If you do not have a printer, you can copy the words into your book, read the words and draw a picture to match.</p> <p style="text-align: center;"><b>Break</b></p>
---------------------	---	---	---	---	---

<p><b>Middle</b></p>	<p><b>Mathematics</b></p> <p>*Count how many forks and spoons you have in your kitchen. Which pile has the most/least? Record your answers.</p> <p>*Roll a dice. Draw the side of the dice that is facing up. What number comes after this number? Repeat this 5 times.</p> <p><b>A 'How to Guide' for using Google Classrooms can be found on the school website.</b></p> <p>*Log into <b>Google Classroom</b> and complete the "<b>Matching Numerals and Collections</b>" activity. This can be found in the classwork folder under Week 2.</p> <p><u>Don't forget to submit your work when you have completed the slides.</u></p> <p><b>Complete 2 Mathletics tasks.</b></p> <p>Log in to Mathletics at <a href="https://login.mathletics.com/">https://login.mathletics.com/</a></p>	<p><b>Mathematics</b></p> <p>* Say the days of the week in order to a family member.</p> <p>*Listen to the YouTube Story '<b>The Shape of Things</b>' -</p> <p><a href="https://www.youtube.com/watch?v=h9QCKy90stc&amp;t=14s">https://www.youtube.com/watch?v=h9QCKy90stc&amp;t=14s</a></p> <p>*Choose your favourite shape and draw it in the middle of the '<b>A shape is just a shape</b>' worksheet. Turn the shape into a picture (a rectangle could become a robot, a circle could become a pizza).</p> <p>*Complete the sentence on the bottom of the worksheet.</p> 	<p><b>Mathematics</b></p> <p>*<u>Problem of the Day</u> Farmer John had 8 cows on his farm. 3 cows ran away. How many does he have left? Draw a picture to solve the problem.</p> <p>*Use playdough, paddle pop sticks or spaghetti to construct different shapes. How many sides does your shape have? How many corners?</p> <p>*Draw one of your shapes in your book and describe it.</p> <p>E.g. I drew a _____. It has _____ sides and _____ corners.</p> <p><b>Complete 2 Mathletics tasks.</b></p> <p>Log in to Mathletics at <a href="https://login.mathletics.com/">https://login.mathletics.com/</a></p>	<p><b>Mathematics</b></p> <p>*Listen to the YouTube Song '<b>3D Objects</b>'.</p> <p><a href="https://www.youtube.com/watch?v=uZ8Jy1xggPU">https://www.youtube.com/watch?v=uZ8Jy1xggPU</a></p> <p>*<u>Object Hunt</u>: What 3D objects can you find in your house? Find as many as you can. Choose one and draw a picture of it in your book.</p> <p>* Log into <b>Google Classroom</b> and complete the "<b>What 3D object am I?</b>" activity.</p> <p>This can be found in the classwork folder under Week 2.</p> <p><u>Don't forget to submit your work when you have completed the slides.</u></p> <p><b>OR</b></p> <p>*Complete the '3D Shape Sort' worksheet.</p>	<p><b>Mathematics</b></p> <p>* Ask a parent/carer to help you collect a range of different objects (pasta, blocks, counters, buttons, leaves). Using plates, sort them so each different object is on a separate plate. Practise counting the objects and describe each group by the number of objects in them (This is a group of 4 leaves).</p> <p>*Ask a family member to help you collect a range of different objects (boxes, balls, pencils, blocks). Predict which objects will roll, stack or slide? Test your predictions.</p> <p>*Complete the roll, stack and slide worksheet.</p> <p><b>Complete 2 Mathletics tasks.</b></p> <p>Log in to Mathletics at <a href="https://login.mathletics.com/">https://login.mathletics.com/</a></p>
<p><b>Break</b></p>	<p><b>Break</b></p>	<p><b>Break</b></p>	<p><b>Break</b></p>	<p><b>Break</b></p>	<p><b>Break</b></p>

<p><b>Afternoon</b></p>	<p><b>Science &amp; Technology</b></p> <p>*Watch 'Living and Non-Living Things'.</p> <p><a href="https://www.youtube.com/watch?v=X9qGl4Ju8ak">https://www.youtube.com/watch?v=X9qGl4Ju8ak</a></p> <p>*Find 5 things in your house that are non-living and then go outside with a family member and find 5 things that are living.</p> <p>*Write the names of the 10 things you found in your book and draw a picture to match at least 2 living and 2 non-living things.</p> <p>E.g.</p> <table border="1" data-bbox="293 839 636 1082"> <thead> <tr> <th>Living Things</th> <th>Non-Living Things</th> </tr> </thead> <tbody> <tr> <td>flower </td> <td>chair </td> </tr> <tr> <td>grass </td> <td>spoon </td> </tr> <tr> <td>dog </td> <td>book </td> </tr> </tbody> </table>	Living Things	Non-Living Things	flower 	chair 	grass 	spoon 	dog 	book 	<p><b>PDHPE</b></p> <p><b>Respect</b></p> <p>*Watch 'Sesame Street: Respect   Word on the Street'</p> <p><a href="https://www.youtube.com/watch?v=GOzrAK4gQSo&amp;t=14s">https://www.youtube.com/watch?v=GOzrAK4gQSo&amp;t=14s</a></p> <p><i>Respect means treating someone in a way that makes them feel cared for and important.</i></p> <p>*Complete the 'Being Respectful' worksheet</p> <p>-Draw a picture of you being respectful</p> <p>-Draw 3 things you need to respect in the classroom.</p>	<p><b>Creative Arts</b></p> <p>*Use the blank template of the emu head and neck.</p> <ol style="list-style-type: none"> <li>1. Colour the eyes and the beak of the emu.</li> <li>2. Colour the head of the emu with mixed crayons by making strokes starting from the inside and going outwards.</li> <li>3. Spread/smudge the colours on the emu head with cotton wool or a tissue working from the inside to the outside.</li> <li>4. Colour the emu neck and mix the crayons by smudging with cotton wool or tissues.</li> </ol>  <p><b>Take a photo of your emu artwork and upload it onto Google Classrooms in the Week 2 folder.</b></p>	<p><b>Geography</b></p> <p>*What is a home?</p> <p><i>-A home is a place where we can live and feel safe. A home can help meet our needs by providing us with food, water and shelter. It is usually where our family lives too.</i></p> <p>* Complete the 'Home, Sweet Home' sheet and match the pictures to their right homes.</p> <p>*Complete the sentences on the worksheet and glue it in your book.</p>	<p><b>PDHPE</b></p> <p>* Challenge someone in your family to a running race.</p> <p>Can you think of other funny races to have? A hopping race, a jumping race, a crawling race etc.</p> <p>Try them out.</p> <p>*If you can, draw a hopscotch and practise hopping and jumping through the squares. Take a photo and upload it in the Week 2 folder in Google Classroom.</p> 
Living Things	Non-Living Things												
flower 	chair 												
grass 	spoon 												
dog 	book 												

## Additional/ Mindfulness Activities

Task	Monday	Tuesday	Wednesday	Thursday	Friday
	<p>*Collect a variety of leaves, flowers and sticks from outside. Create a happy nature face using the objects collected.</p> <p><u>Take a photo of your 'Nature Face' and upload it onto Google Classrooms in the Week 2 folder.</u></p> 	<p>*Play a board game with your family or start a puzzle.</p> <p>* Complete the online Soundwaves 'Extra Games and Activities' for</p>  <p><a href="http://www.soundwaveskids.com.au">www.soundwaveskids.com.au</a></p> <p><b>Password -</b></p> <div style="border: 1px solid black; padding: 5px; display: inline-block;">aunt832</div> <p>*The sound can be found in - <b>Terms 2–4, Phase 2: Discovering Graphemes</b></p>	<p>*Practise throwing and catching a ball with a family member.</p> <p>*Complete the YouTube 'Cosmic Yoga - Arnold the Ant'.</p> <p><a href="https://www.youtube.com/watch?v=iWowDC3x0hE">https://www.youtube.com/watch?v=iWowDC3x0hE</a></p> <p>*Play a board game or card game with a family member, E.g Snakes and Ladders, UNO.</p>	<p>*Choose 2 different HFWS and put them into sentences. Draw a picture to match each sentence if you can.</p> <p><b>his, out, there, or, house</b></p> <p>*Read a book on Wushka to someone at home.</p> <p>* Complete the Aboriginal Education worksheet on 'Bush Tucker'.</p>	<p>*Find a directed drawing of something that you like on ArtHub and draw the picture in your book.</p> <p><a href="https://www.artforkidshub.com/">https://www.artforkidshub.com/</a></p> <p>*Read a book on Wushka to someone at home.</p>

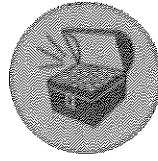
Name: \_\_\_\_\_

# Kindergarten Homework - Term 3, Week 2




This week's sounds are

s - like in treasure



& ai, ay, a-e - like in



	TUESDAY Tracing	TUESDAY Try your own	WEDNESDAY Try your own	THURSDAY Try your own
his	his			
out	out			
there	there			
or	or			
house	house			

Read and trace

His house is out there in the woods.

Wushka - Log in to Wushka and choose a book to read to an adult

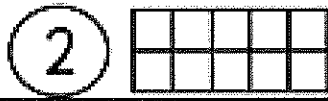
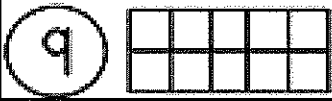
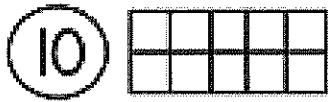
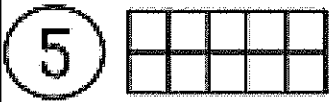


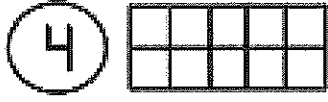
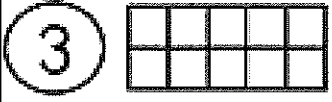
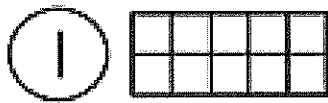
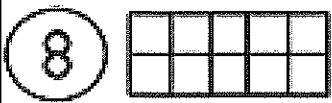
Name of the book you read: \_\_\_\_\_ Level: \_\_\_\_\_

Write a sentence using any words that you know.

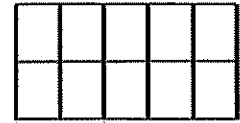
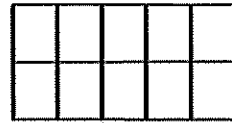
Read and trace the 's' & 'ai', 'ay' or 'a\_e' words

measure pain play make


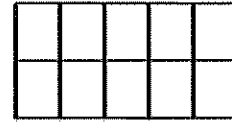
Fill in the Ten Frame for each number.



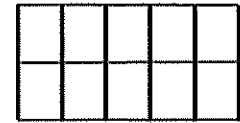
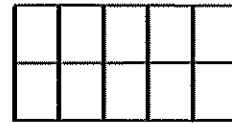
Fill in the Ten Frame for each number.



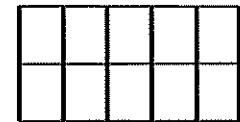
13




11



19



14



12



*but*

*his*

*because*

*jump*

*an*

*out*

*then*

*their*

*her*

*there*

*love*

*really*

*by*

*or*

*walk*

*been*

*him*

*house*

*very*

*I'm*





S

- 1 **Colour** each coin that has a word with **three sounds red**.  
**Colour** each coin that has a word with **two sounds blue**.  
 Which pirate ship has the most coins?

chin

on

hug

sun

tap

bag

shop

duck

rob

is

long

up

am

in

off




it

mess

at



fizz





1

Come with us to the top of the hill.

3

We can get some fish and chips.

5


Pack some big hats in that bag.

We can see the ships from up there.

Rex the dog can come to the shop.

The sun is hot on top of the hill.

Aa is for apple



A A A A A A A


a a a a a a a

A

a



A \_\_\_\_\_ is just a \_\_\_\_\_  
until you add \_\_\_\_\_.




Then it is a

\_\_\_\_\_




By \_\_\_\_\_

# Being Respectful

Activity: Draw a picture of you being respectful




Activity: Draw a picture of 3 things you need to respect in the classroom





# ai ay a\_e

1 **Colour** the letters for  ai ay a\_e in each List Word.

rain  
tail

day  
play

cake  
game

2 **Write** a stroke on the line for each sound you hear in the picture name.



\_\_\_\_\_



\_\_\_\_\_




\_\_\_\_\_



\_\_\_\_\_



\_\_\_\_\_



\_\_\_\_\_

3 **Write** the correct letters for  ai ay a\_e in each word.



r\_\_\_\_n



pl\_\_\_\_\_



c\_\_k\_\_

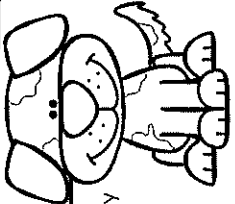
4 **Finish** the sentences with the words from the sail.

Can I \_\_\_\_\_ with you?

The \_\_\_\_\_ was fun.

I ate the \_\_\_\_\_.

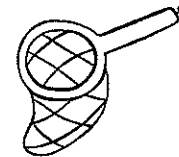





Name \_\_\_\_\_ Date \_\_\_\_\_  
 Sunday Monday Tuesday Wednesday Thursday Friday Saturday

# Sound it Out

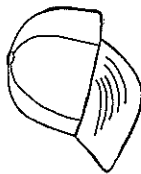
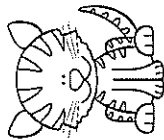
For each set, say the name of each picture then pick the beginning sound they share.



y

n

k



c

k

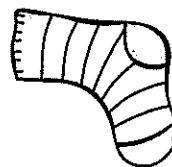
h



a

s

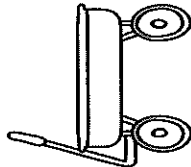
d



j

p

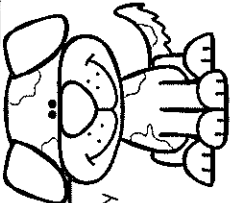
s



w

i

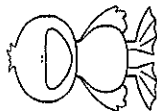
l




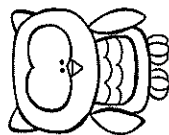
Name \_\_\_\_\_ Date \_\_\_\_\_  
 Sunday Monday Tuesday Wednesday Thursday Friday Saturday

# Beginning Sounds

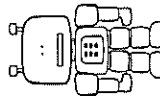
For each set, say the name of each picture then pick the beginning sound they share.



b p d



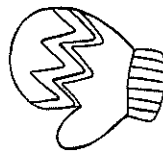
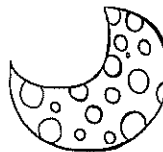
o g w



l u r




t f k



m n e



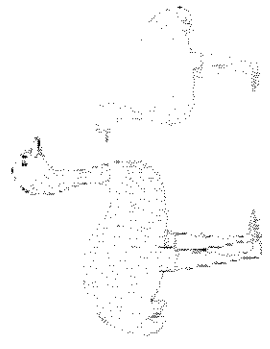
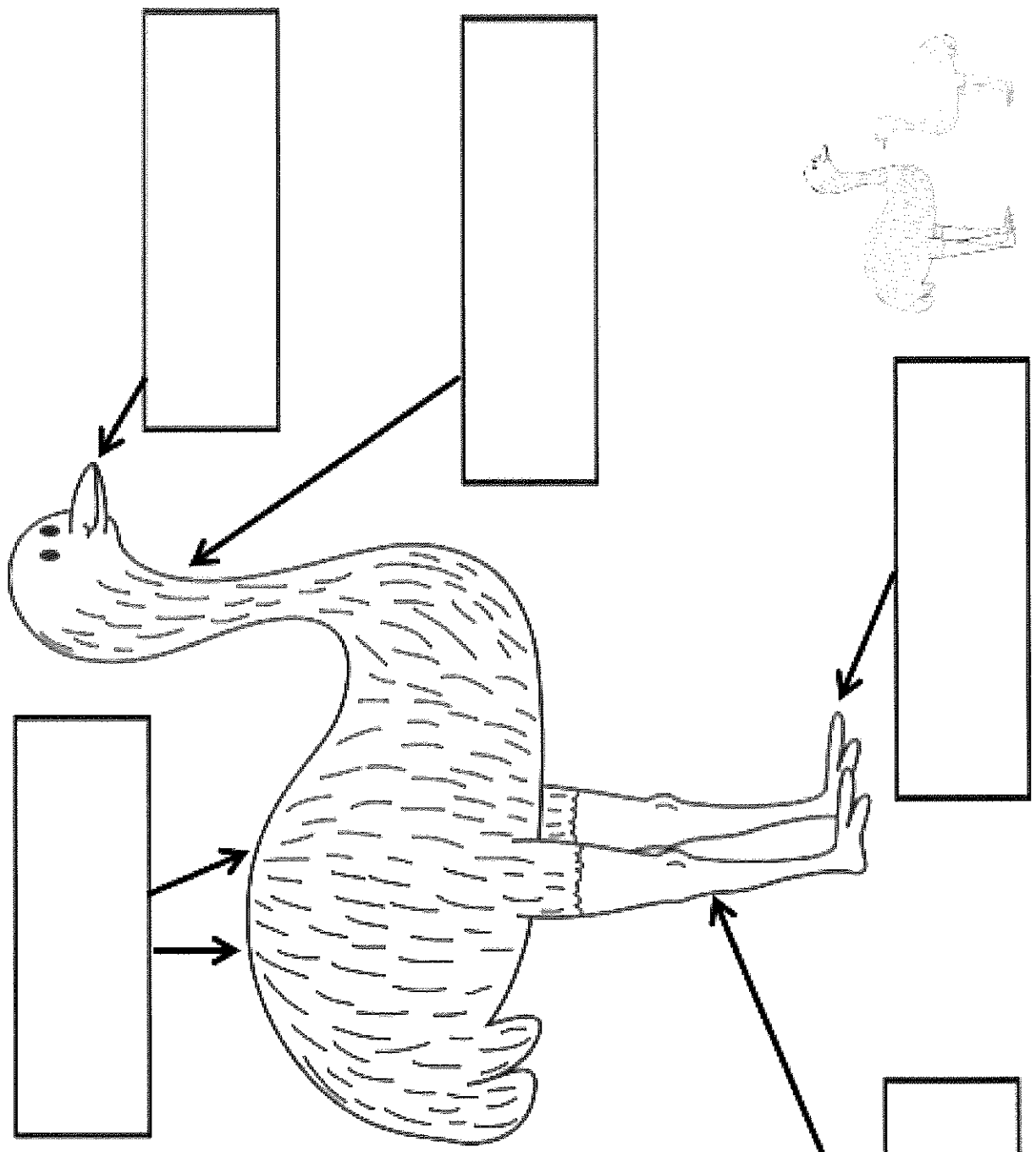


# Label the Emu

Name \_\_\_\_\_



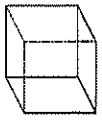
claw  
leg  
neck  
beak  
feathers



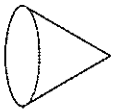
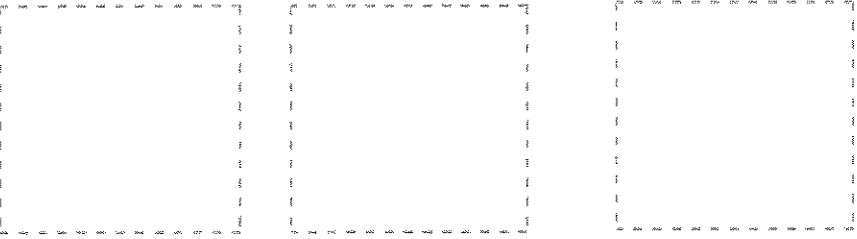


# 3D Shape Sort 1

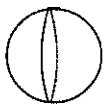
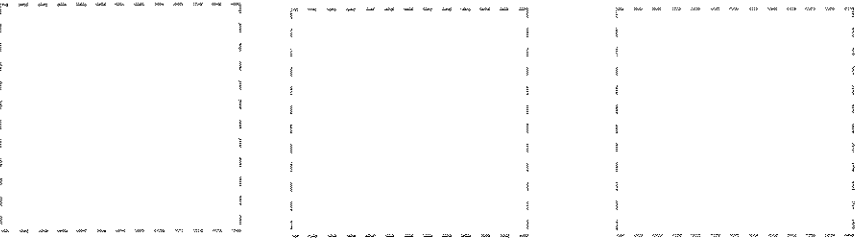
Name \_\_\_\_\_



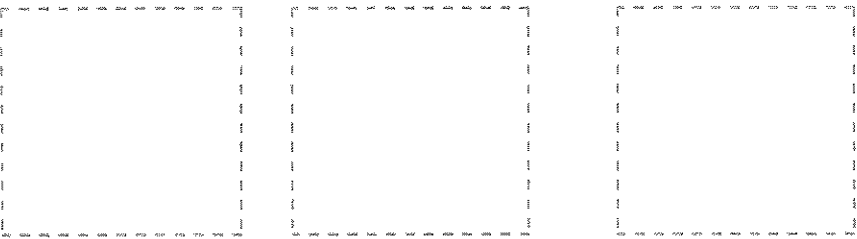
**Cube**



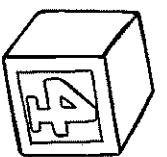
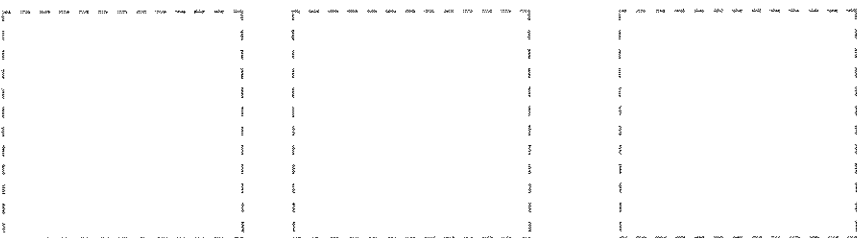
**Cone**



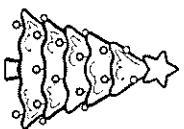
**Sphere**



**Cylinder**



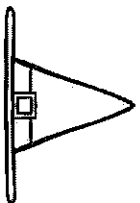
block



Christmas tree



can



witch hat



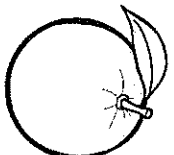
ball



glass



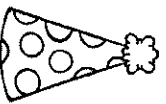
toilet paper



orange



ice



party hat



globe




dice

Name: \_\_\_\_\_

Date: \_\_\_\_\_

# Home, Sweet Home!




Match the living things to their homes!



A home is a place where we \_\_\_\_\_

\_\_\_\_\_



I feel \_\_\_\_\_ in my home.



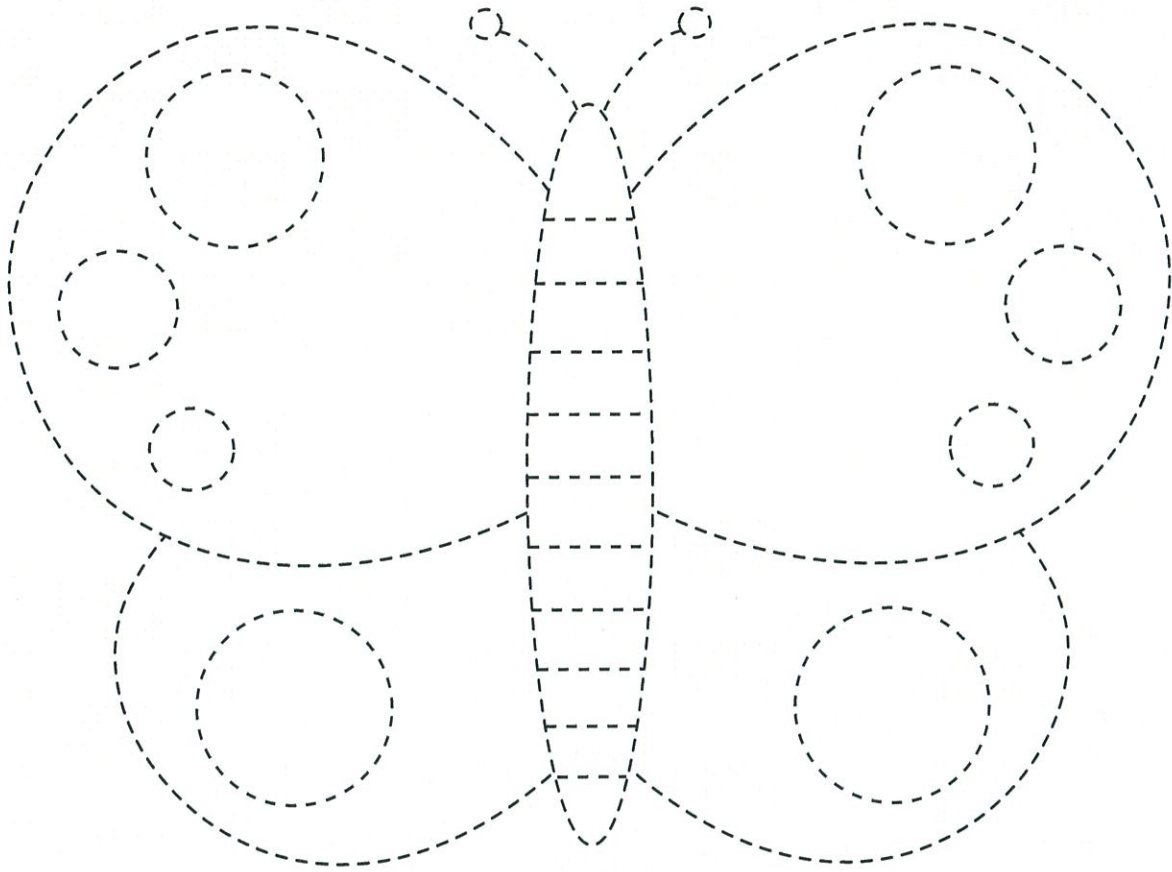


# Aboriginal Education

Please complete the activities in your book.

TASK	ES1	
<p><b>Living world – STE-3DP-ST – 'I'm hungry!'</b></p> <p><b>Focus question –</b> Can living things be used to meet our needs?</p>	<p>*Aboriginal Australians sometimes find their food in the bush. Bush tucker is food from plants and animals that are from the Australian outback.</p> <p>Some plants can be poisonous and make you very sick. Never eat from any plants found in parks or your backyard</p> <ul style="list-style-type: none"> <li>• here are some pictures of bush tucker</li> <li>• draw foods that you eat that might be similar to bush tucker. You may need help from your parent or carer to read the sentences below the pictures.</li> </ul>	
<p><b>Bush food</b></p>	<p><b>My food</b></p>	
<p>This is a bush tomato</p> 		
<p>This is a woody pear.</p> 		

Bb is for butterfly



B B B B B B B







b b b b b b b

B

b

# Edward the emu

Cut, sequence and glue onto a sheet of paper.

Edward pretended to		be a lion.
Edward found		Edwina in his place.
Edward		pretended to be a seal.
Edward went back		to being himself.
Edward pretended to be		a snake.
Edward		was bored at the zoo.

© 2019 Mark Murphy.



BLM GM101

Match Up: Words to Pictures



F @.d@r@.s GM101



F @.d@r@.s GM101



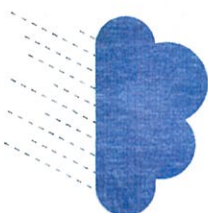
F @.d@r@.s GM101



F @.d@r@.s GM101



F @.d@r@.s GM101



F @.d@r@.s GM101



F @.d@r@.s GM101



F @.d@r@.s GM101



F @.d@r@.s GM101



F @.d@r@.s GM101



F @.d@r@.s GM101



F @.d@r@.s GM101

BLM GM102

Match Up: Words to Pictures

train

F @.d@r@.s GM102

gate

F @.d@r@.s GM102

tray

F @.d@r@.s GM102

rake

F @.d@r@.s GM102

nail

F @.d@r@.s GM102

rain

F @.d@r@.s GM102

tail

F @.d@r@.s GM102

snail

F @.d@r@.s GM102

chain

F @.d@r@.s GM102

cake

F @.d@r@.s GM102

baby


F @.d@r@.s GM102

hay

F @.d@r@.s GM102

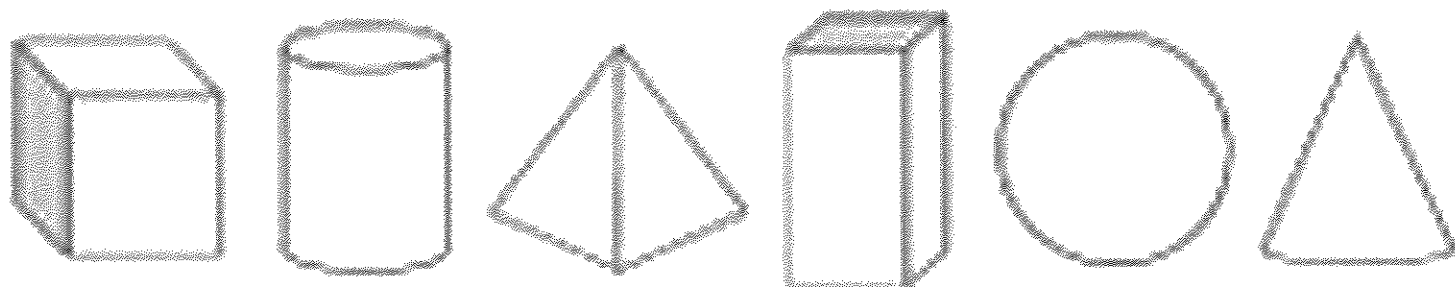


Name \_\_\_\_\_




Colour the  
objects that:

**Roll...**



**Stack...**



**Slide...**

