

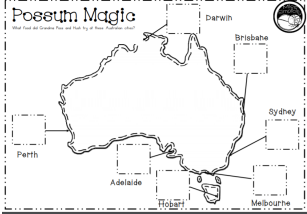



Teaching & Learning Activities – Early Stage 1

Term 3 - Week 7, 2021– All activities should be completed in your homework book, a lined/workbook or on A4 paper.



	Monday	Tuesday	Wednesday	Thursday	Friday
Task	If you have a pet, can you feed it?	Can you check the mailbox ?	Can you water the garden?	Can you help put the groceries away?	Can you make your own breakfast?
Homework	Complete your Homework Sheet				
Morning	<p>English</p> <p>* Write your High Frequency Words (HFW) in your book.</p> <p style="text-align: center;">how, what, skip going, home</p> <p>*Choose 3 of the HFW's and put them each in a sentence.</p> <p>* Our first sound this week is</p> <div style="text-align: center;">  <p>ou ow</p> </div> <p>like in <u>house</u> or <u>how</u></p>	<p>English</p> <p>* Listen to Mrs Attard read the story Possum Magic on Google Classroom.</p> <p style="text-align: center;">OR</p> <p>Listen to the YouTube Story Possum Magic https://www.youtube.com/watch?v=wmBfFnjBuB4</p> <div style="text-align: center;">  </div> <p>*Discuss with a family member; Only one animal in Possum Magic has things that do not belong to a wild animal. Which creature is it? Why do you think the</p>	<p>English</p> <p>* Listen again to the Story Possum Magic. https://www.worldatlas.com/upload/a8/53/7a/states-of-australia-map.png</p> <p>*Using the 'Possum Magic Map' worksheet, draw the food that Hush tried at each location in Australia.</p> <div style="text-align: center;">  </div> <p style="text-align: center;"><u>Upload a photo of your work to Google Classroom in the Week 7 folder.</u></p>	<p>English</p> <p>*Listen to some facts about possums on the YouTube video Animal Tales with Tim Faulkner https://www.youtube.com/watch?v=qKJFIROsaUE</p> <p>*Discuss and share with a family member some facts you learnt about possums</p> <p>*Write 2 or more sentences describing a possum and any special features that they have. Draw a picture of a possum to match.</p> <p style="text-align: center;"><u>Upload a photo of your work to Google Classroom in the Week 7 folder.</u></p>	<p>English</p> <p>* Listen again to the Story Possum Magic on Youtube or Google Classroom. https://www.worldatlas.com/upload/a8/53/7a/states-of-australia-map.png</p> <p>*Complete the 'Possum Magic Story Map' worksheet. What happened in the beginning, middle and end of the story? Draw a picture and write a sentence to match.</p> <div style="text-align: center;">  </div>

* Complete the **Soundwaves page** for 'ou, ow'. Use lead pencil for the writing and take care with your colouring.

* Go on to Google Classroom and complete the '**CVC Building Mats**' activity in the **Week 7** folder.

Make sure you save and submit your work.

OR

Complete the '**CVC Spelling**' worksheet and glue in your book.

* Complete the handwriting page for 'k'. Watch the video posted on **Google Classroom** by Mrs Attard to learn how to form the letter correctly.

author might have given the animal magic?

*Complete the '**Character description**' worksheet for Grandma Poss or Hush. In each box write something describing that character.

*Complete Soundwaves **Blackline Masters – Match Up: Words to Pictures (GM 121 & 122)** worksheets. If you do not have a printer, you can copy the words and draw a picture to match.

* Practise your Magic Words or HFW using an idea from the **Word and Sound Activities** sheet.

*Our second sound this week is



oy

like in **boy** and **toys**

* Complete the **Soundwaves page** for 'oy'. Use lead pencil for the writing and take care with your colouring.

*Complete the handwriting page for 'l'. Watch the video posted on **Google Classroom** by Miss Chaffer to learn how to form the letter correctly.

*Complete 2 of the online Soundwaves "Extra Games and Activities." for the sound-



oy

www.soundwaveskids.com.au

u

Password -

aunt832

*The sound can be found in - **Terms 2–4, Phase 2: Discovering Graphemes**

OR

*Think of 4 words that have the 'oy' sound. E.g, boy or toy. Write them in your book and draw a picture to match the words.

*Complete Soundwaves **Blackline Masters – Decodable Reader (DR39)** worksheets by reading the sentence and drawing a picture to match. You can also cut these up and staple them together to make a book. If you do not have a printer, you can copy the sentences and complete the activity in your book.

* Practise your Magic Words or HFW using an idea from the **Word and Sound Activities** sheet.

Break

Break

Break

Break

Break

Break

Middle

Mathematics

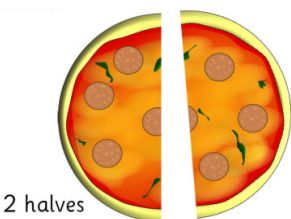
*Maths Mentals:
Circle the object that can roll?



*Listen to the story 'Peg + Cat The Pizza problem' <https://www.youtube.com/watch?v=y2hedXKaXD8>

*Make your own 'Cheese Pizza' using the worksheet provided. Cut your pizza in half and stick it on another piece of paper. Who are you going to share with? Write the sentence underneath.

I had half a pizza and _____ had half.



Complete 2 Mathletics tasks.

Log in to Mathletics

Mathematics

*Play 'Roll 3 Add and Colour' with a family member. The person who colours the last square wins.

*Draw a picture of the following Australian foods that Hush tried in Possum Magic

- a ANZAC biscuit
- a mintie
- a steak
- a scone
- a vegemite sandwich
- a lamington
- and a piece of pavlova

Once you have drawn these Australian foods, draw a line to show half.




Upload a photo of your work to Google Classroom in the Week 7 folder.

Mathematics

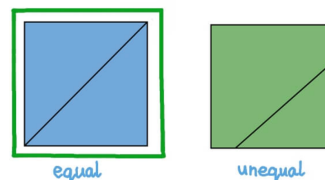
*Maths Mentals:

Tick the shortest line.



*Watch the Youtube video **Identifying Equal Parts-** <https://www.youtube.com/watch?v=MKQCd-x06Ww>


*Complete the 'Fraction Sort' worksheet by cutting the shapes and sorting them based on whether they are cut equally or unequally.



***Complete 2 Mathletics tasks.** Log in to Mathletics <https://login.mathletics.com/>

Mathematics

*Complete the 'Count Around the House' hunt by recording on the sheet how many doors, windows and beds you have in your house.



*Complete the 'Bush Magic Addition to 20' worksheet.



Upload a photo of your work to Google Classroom in the Week 7 folder.

Mathematics

*Maths Mentals:
What number is represented?



*Watch the 'Place Value- Brain POP Jr' video in Google Classroom and complete the 'Place Value clip cards' activity in the **Week 7** folder. Make sure you save and submit your work.

OR

*Complete the 'Block Match' worksheet and glue it in your workbook.

***Complete 2 Mathletics tasks.** Log in to Mathletics <https://login.mathletics.com>

<https://login.mathletics.com>



* Choose a Level 1 or Level 2 Beat the Clock Sheet.

- Complete the Monday column on your sheet.

- Time how long it takes for you to complete the addition facts.

- Write your time in the Monday box.



- Complete the Tuesday column on your sheet.

- Time how long it takes for you to complete the addition facts.

- Write your time in the Tuesday box.



*Word problem: Mary caught 8 ladybugs in the backyard. She let 4 of them go. How many did she keep?



- Complete the Wednesday column on your sheet.

- Time how long it takes for you to complete the addition facts.

- Write your time in the Wednesday box.



- Complete the Thursday column on your sheet.

- Time how long it takes for you to complete the addition facts.

- Write your time in the Thursday box.

Circle your fastest time for the week? Did you get faster everyday?



*One less than 10 is?

One more than 12 is?

Break

Break

Break

Break

Break

Break

Afternoon

Science and Technology

*Watch 'The Very Hungry Caterpillar'
<https://www.youtube.com/watch?v=75NQK-Sm1Y>
[Y](#)



*What were the different events that happened in the caterpillar's life?

*Create your own life cycle of a butterfly using the template and different types of pasta. If you don't have different types of pasta you could use things you find in nature (gum nuts, leaves, flowers) or draw pictures.

Upload a photo of your work to Google Classroom in the Week 7 folder.

Geography


School Trip!

*Today you will be creating a simple map and drawing some of the features you see on the way to school.

A map helps us understand location. The location of places is where they are. Maps are helpful if we are trying to get somewhere we haven't been before.

Features are things that places have. Things like trees, lakes, buildings and houses.

Using the 'School Trip' worksheet, draw a simple map of how you get to school. Don't forget to add the features you see.



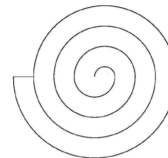
Creative Arts

*Complete the Possum Craft.

*Colour the possum neatly using pencil or crayon and then carefully cut it out.



*Colour in the tail to match your possum and then slowly and carefully, cut along the line of the spiral until you reach the middle. This will make your curly tail.



*Glue the spiral tail on the possum.

Upload a photo of your artwork to Google Classroom in the Week 7 folder.

PDHPE

*Follow along with **SISA Dance Lesson**
<https://www.youtube.com/watch?v=qQeq9ryQUa4>

*If you would like, you could use some of the movements you just learnt to make up your own dance routine to perform to your family.



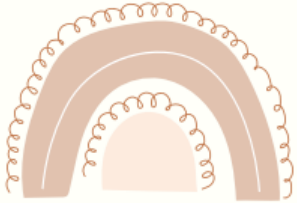





Friday FUN

*Make some stick puppets by cutting out the characters and objects from Possum Magic and sticking pop sticks or pencils behind them.



*Recreate the story or make up your own story using the stick puppets. Ask a family member to help. If you can, ask a family member to record your story on their device and upload it to Google classroom.

Additional/ Mindfulness Activities

Task	Monday	Tuesday	Wednesday	Thursday	Friday
	<p>*Complete the Gratitude Scavenger Hunt.</p>  <p>*Read a book on Wushka or a book from home to yourself or a family member.</p>	<p>*Complete Kids Art Hub-How To Draw A Possum https://www.youtube.com/watch?v=ozhRMeuKIKk</p>  <p>* Complete the online Soundwaves 'Extra Games and Activities.' for the sound -</p>  <p>www.soundwaveskids.com.au</p> <p>Password -</p> <div style="border: 1px solid gray; padding: 2px; display: inline-block;">aunt832</div>	<p>*Complete the Cosmic Yoga Adventure - Pedro the Penguin Goes to the Fun Fair https://www.youtube.com/watch?v=Rzw-Oir8UPw</p>  <p>*Read a book on Wushka or a book from home to yourself or a family member.</p>	<p>*Make dinosaur fossils. With a parent/carer, follow the recipe mixing together the flour, water and salt.</p> <p>2 cups flour 1 cup salt ½ cup of warm water</p> <p>Once you have rolled the dough out, press your toy dinosaurs into the dough to make an imprint and then bake in the oven at 250 degrees for 1 hour.</p> <p>* If you don't have a dinosaur, you could use any small plastic animal.</p>  <p>* While they are baking, do some research and find out what a fossil is.</p>	<p>*Write a letter Write a letter, email or message to a family member or friend. Share some things you have been doing lately. This might be some of the learning activities or just things you have been doing at home.</p>  <p>Include a picture. Maybe you could send this in the post or drop it in their mailbox on a walk.</p>

Name: _____


Kindergarten Homework - Term 3, Week 7



This weeks sounds are:



ou, ow like in out and down



oy like in boy

	MONDAY Tracing	TUESDAY Try your own	WEDNESDAY Try your own	THURSDAY Try your own
how	how			
what	what			
very	very			
going	going			
home	home			

Draw a picture of your home and write a sentence about it.



In each pair, find the jar that has the least cookies and draw the extra cookies needed to make the two jars equal.

Fill in the missing numbers.

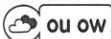
<input type="text"/>	groups of <input type="text"/>
<input type="text"/>	groups of <input type="text"/>
<input type="text"/>	groups of <input type="text"/>

Wushka - Log in to Wushka and choose a book to read to an adult

Name of the book you read: _____ Level: _____



ou ow

1 **Colour** the letters for  in each List Word.

our
out

house
how

now
down

2 **Circle** the picture if you hear  in the picture name.



3 **Read** the questions. **Write yes** or **no**.

Colour the letters for  in all the words with .

Can a house fall down? _____

Is the sun out now? _____

Would you bow to a cow? _____

Do you live in a town? _____

Could you pick up a house? _____

4 **Finish** the sentences with the words from the cloud.

This is my _____.

Get _____ of bed!

Where is _____ dog?

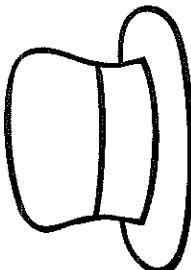
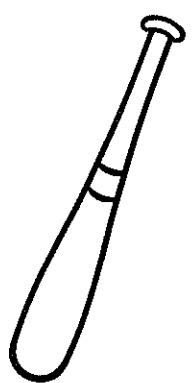




Name: _____

CVC Spelling

-at words

Cut out the letters and build the CVC words.

c	t	b	t	m	a
a	h	a	t	t	a





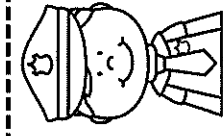
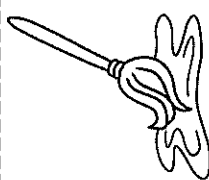


Name: _____

Short o

phonics words

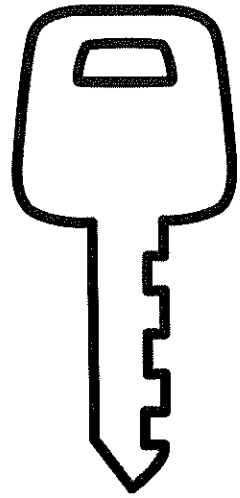


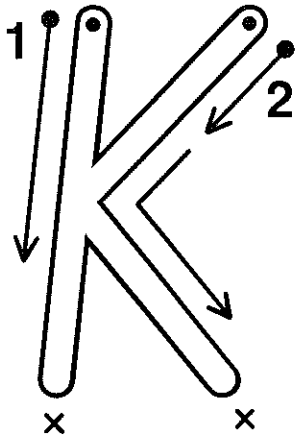
Read the words and paste the picture that matches.

pot	dog	rob	cob
sob	cop	log	mop

Name: _____

Date: _____



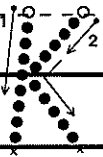


keep

know

king

key




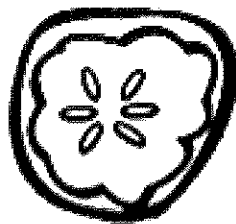
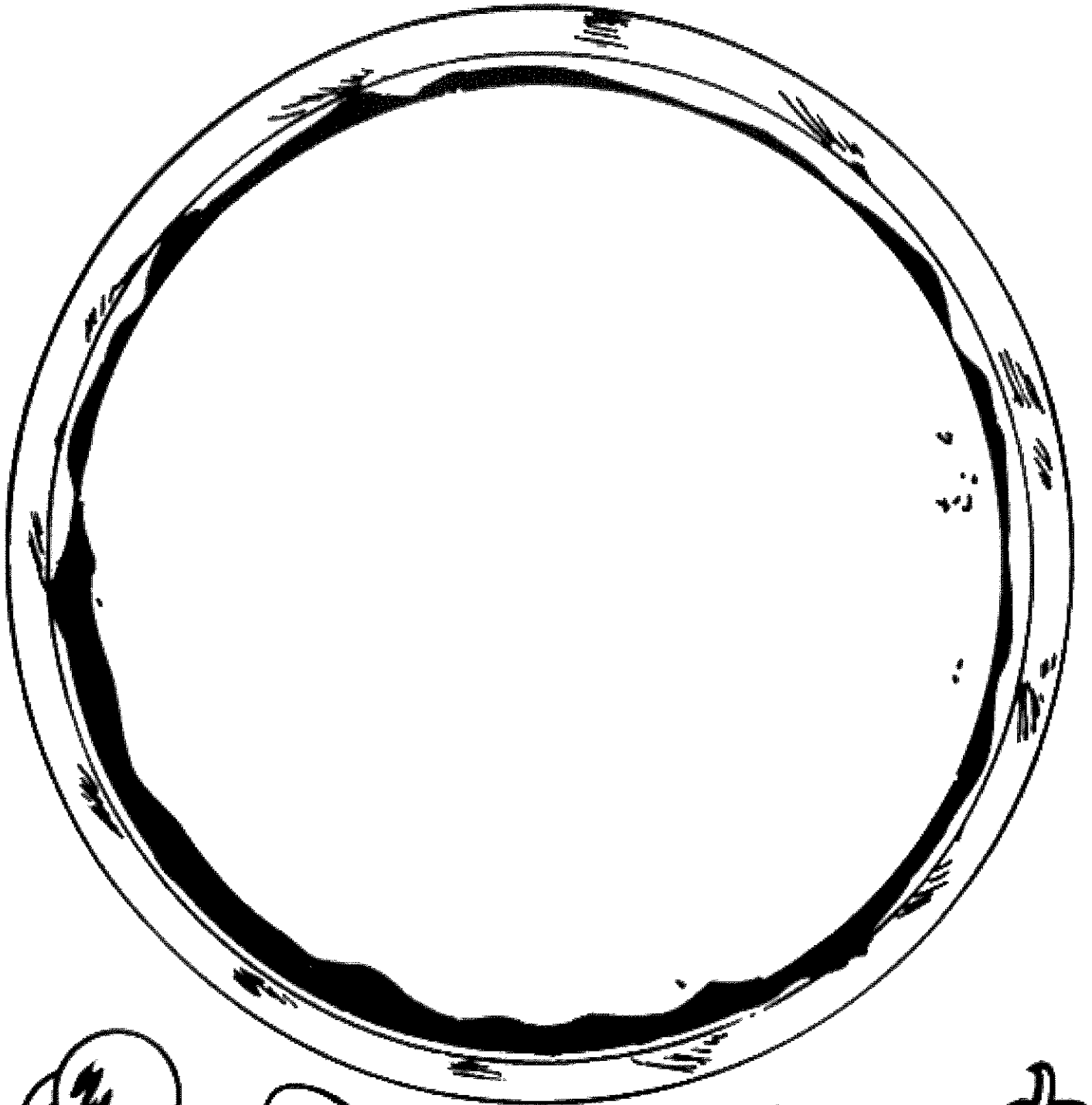
My letters are neat.

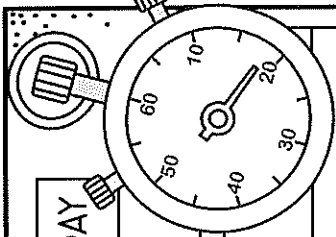
My letters sit on line.

My letters have spaces.

MAKE A PIZZA


DRAW YOUR FAVORITE TOPPINGS ON THE PIZZA BELOW.
USE SOME OF THE TOPPING PICTURES BELOW AS EXAMPLES OR CREATE YOUR OWN TOPPINGS.





MONDAY	TUESDAY	WEDNESDAY	THURSDAY


MONDAY	TUESDAY
$5 + 5 = \underline{\quad}$ $2 + 2 = \underline{\quad}$ $3 + 3 = \underline{\quad}$ $1 + 1 = \underline{\quad}$ $4 + 4 = \underline{\quad}$ $10 + 10 = \underline{\quad}$ $9 + 9 = \underline{\quad}$ $8 + 8 = \underline{\quad}$ $6 + 6 = \underline{\quad}$ $7 + 7 = \underline{\quad}$	$3 + 3 = \underline{\quad}$ $10 + 10 = \underline{\quad}$ $1 + 1 = \underline{\quad}$ $6 + 6 = \underline{\quad}$ $8 + 8 = \underline{\quad}$ $4 + 4 = \underline{\quad}$ $2 + 2 = \underline{\quad}$ $9 + 9 = \underline{\quad}$ $7 + 7 = \underline{\quad}$ $5 + 5 = \underline{\quad}$



WEDNESDAY

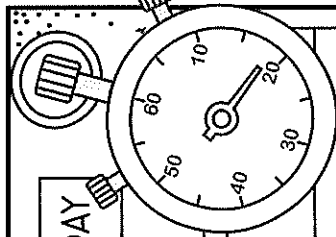
 $1 + 1 = \underline{\quad}$
 $9 + 9 = \underline{\quad}$
 $3 + 3 = \underline{\quad}$
 $7 + 7 = \underline{\quad}$
 $5 + 5 = \underline{\quad}$
 $4 + 4 = \underline{\quad}$
 $10 + 10 = \underline{\quad}$
 $2 + 2 = \underline{\quad}$
 $8 + 8 = \underline{\quad}$
 $6 + 6 = \underline{\quad}$

THURSDAY

 $6 + 6 = \underline{\quad}$
 $4 + 4 = \underline{\quad}$
 $2 + 2 = \underline{\quad}$
 $3 + 3 = \underline{\quad}$
 $10 + 10 = \underline{\quad}$
 $8 + 8 = \underline{\quad}$
 $1 + 1 = \underline{\quad}$
 $5 + 5 = \underline{\quad}$
 $7 + 7 = \underline{\quad}$
 $9 + 9 = \underline{\quad}$


TEACHER TEST:

Level 1




MONDAY	TUESDAY	WEDNESDAY	THURSDAY

MONDAY

$5 + 5 = \underline{\quad}$
 $2 + 2 = \underline{\quad}$
 $3 + 3 = \underline{\quad}$
 $1 + 1 = \underline{\quad}$
 $4 + 4 = \underline{\quad}$
 $10 + 10 = \underline{\quad}$
 $9 + 9 = \underline{\quad}$
 $8 + 8 = \underline{\quad}$
 $6 + 6 = \underline{\quad}$
 $7 + 7 = \underline{\quad}$
 $8 + 8 = \underline{\quad}$
 $10 + 10 = \underline{\quad}$
 $12 + 12 = \underline{\quad}$
 $4 + 4 = \underline{\quad}$
 $9 + 9 = \underline{\quad}$

TUESDAY

$3 + 3 = \underline{\quad}$
 $10 + 10 = \underline{\quad}$
 $1 + 1 = \underline{\quad}$
 $6 + 6 = \underline{\quad}$
 $8 + 8 = \underline{\quad}$
 $4 + 4 = \underline{\quad}$
 $2 + 2 = \underline{\quad}$
 $9 + 9 = \underline{\quad}$
 $7 + 7 = \underline{\quad}$
 $5 + 5 = \underline{\quad}$
 $11 + 11 = \underline{\quad}$
 $6 + 6 = \underline{\quad}$
 $8 + 8 = \underline{\quad}$
 $12 + 12 = \underline{\quad}$
 $30 + 30 = \underline{\quad}$



WEDNESDAY


$1 + 1 = \underline{\quad}$
 $9 + 9 = \underline{\quad}$
 $3 + 3 = \underline{\quad}$
 $7 + 7 = \underline{\quad}$
 $5 + 5 = \underline{\quad}$
 $4 + 4 = \underline{\quad}$
 $10 + 10 = \underline{\quad}$
 $2 + 2 = \underline{\quad}$
 $8 + 8 = \underline{\quad}$
 $10 + 10 = \underline{\quad}$
 $6 + 6 = \underline{\quad}$
 $12 + 12 = \underline{\quad}$
 $9 + 9 = \underline{\quad}$
 $13 + 13 = \underline{\quad}$
 $20 + 20 = \underline{\quad}$

THURSDAY

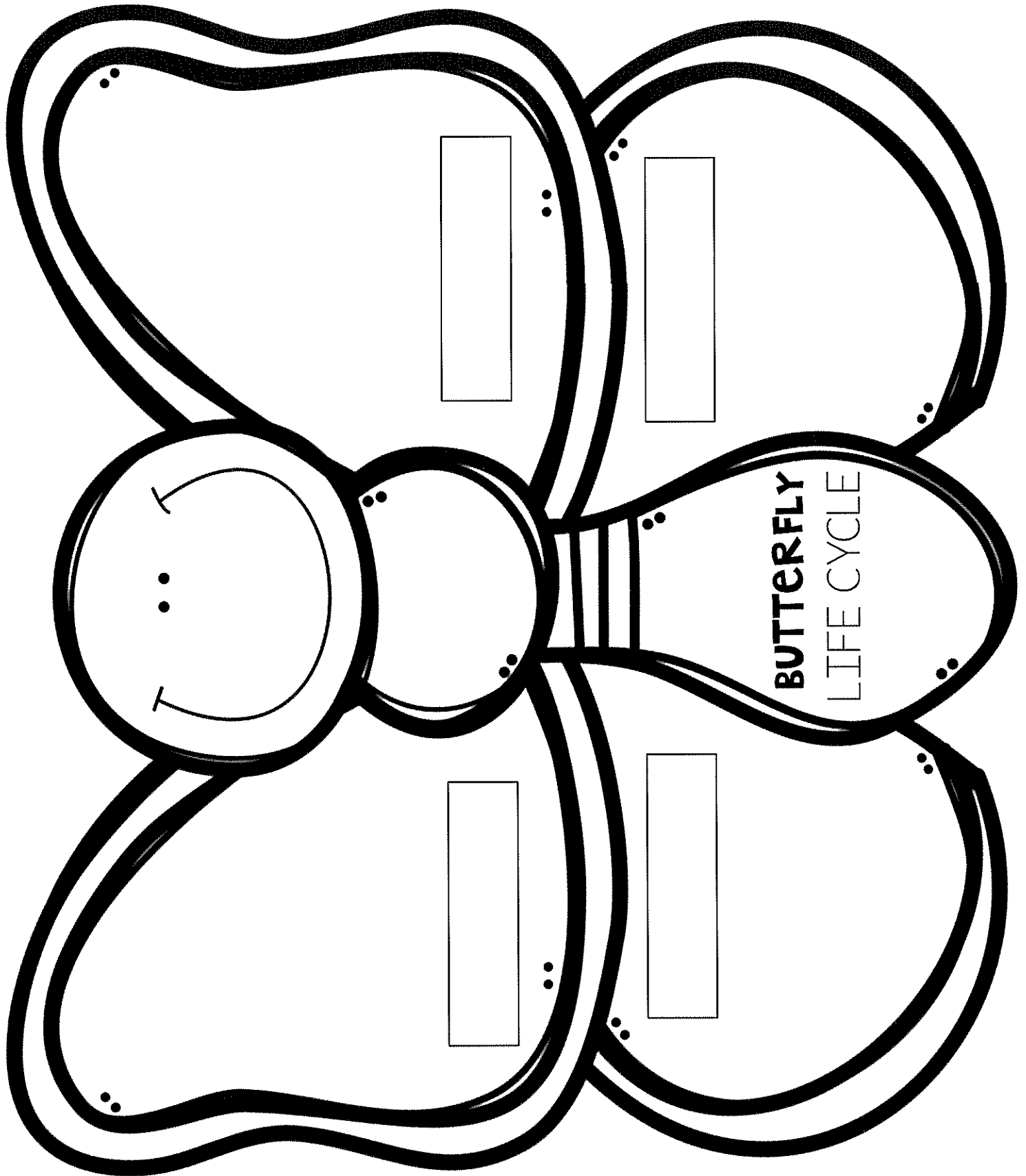
$6 + 6 = \underline{\quad}$
 $4 + 4 = \underline{\quad}$
 $2 + 2 = \underline{\quad}$
 $9 + 9 = \underline{\quad}$
 $3 + 3 = \underline{\quad}$
 $10 + 10 = \underline{\quad}$
 $8 + 8 = \underline{\quad}$
 $7 + 7 = \underline{\quad}$
 $1 + 1 = \underline{\quad}$
 $5 + 5 = \underline{\quad}$
 $7 + 7 = \underline{\quad}$
 $9 + 9 = \underline{\quad}$
 $40 + 40 = \underline{\quad}$
 $11 + 11 = \underline{\quad}$
 $14 + 14 = \underline{\quad}$

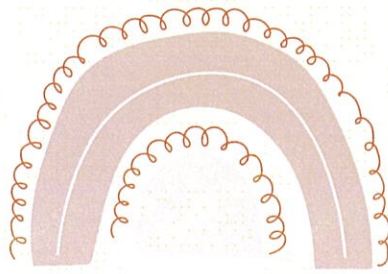
TEACHER TEST:

Level 2



Please be sure to select "fit" or "fit to page" before printing. Then, copy on brightly colored construction paper. Have the students cut out the butterfly.





gratitude

scavenger hunt

can you find...

You enjoy looking at	That is useful to you	That is your favourite colour	That your mum or dad will enjoy	That feels rough
That tastes good	That smells amazing	That makes you feel safe	That makes a nice sound	Someone that you are grateful for
That is unique to you	That makes you laugh	That you enjoy in the night	That you enjoy in the morning	Your favourite place to relax
Something that reminds you of a loved one	Something that you enjoy doing outside	A place you love	That is soft and cuddly	That makes you feel proud
Reminds you of home	Reminds you of mum or dad	That makes you learn	That you care about	That makes you happy







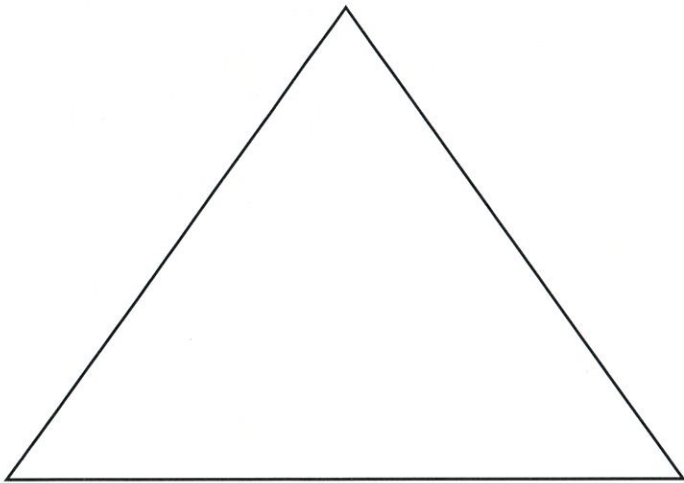
little whimsy
CHILDREN'S BOUTIQUE

www.littlewhimsy.co.nz

Name _____






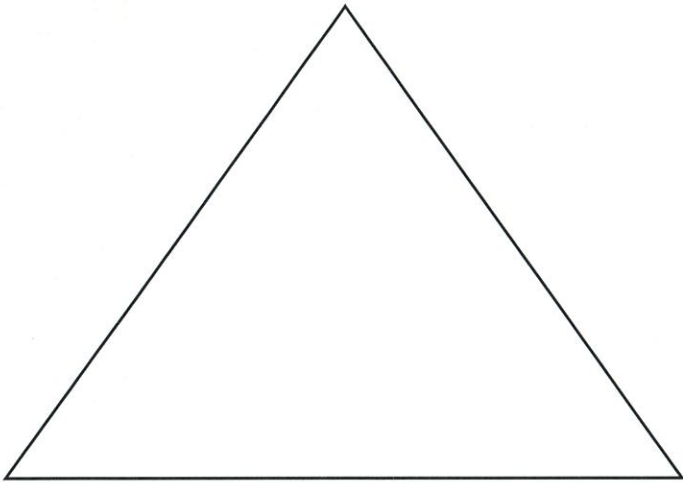
Describe Hush.



Name _____



Describe Grandma Poss.



BLM GM122

Match Up: Words to Pictures

F GM122

mouse

F GM122

mouth

F GM122

cow

F GM122

house

F GM122

owl

F GM122

sow

F GM122

town

F GM122

down

F GM122

shout

F GM122

bow

F GM122

pouch

F GM122

cloud

BLM GM121

Match Up: Words to Pictures

F GM121




F GM121



F GM121



F GM121



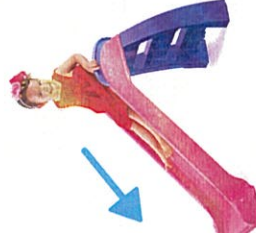
F GM121



F GM121



F GM121



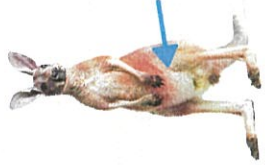
F GM121



F GM121



F GM121



F GM121



BLM GM122

Match Up: Words to Pictures

F GM122

mouse

F GM122

mouth

F GM122

cow

F GM122

house

F GM122

owl

F GM122

sow

F GM122

town

F GM122

down

F GM122

shout

F GM122

bow





F GM122

pouch

F GM122

cloud

For 2 players. Roll 3 dice and find the total. Find a square & color it.

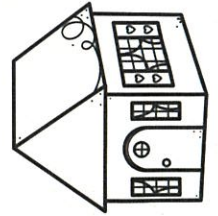

3	4	17	6	3	9	6	3
9	12	10	5	4	14	12	7
12		16	ROLL 3 ADD & COLOR 				18
8		10					5
12		3					10
14		6					18
3	17	15	6	14	17	16	3
7		8	11				11
3		3	5				7
9		8	12				13
4	18	14	7	3	6	4	17
13	3	10	5	9	5	3	13

Name: _____


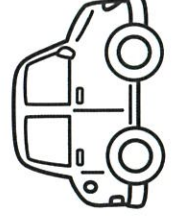
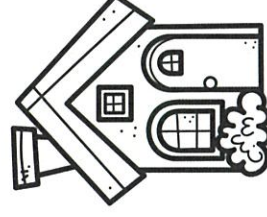
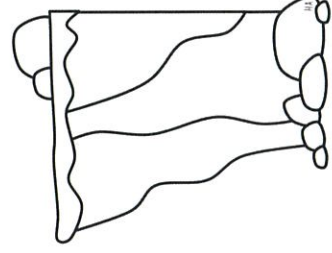
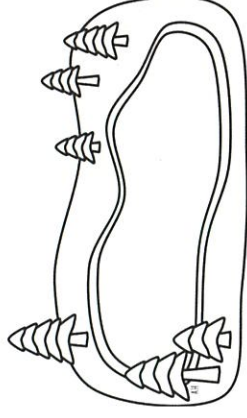
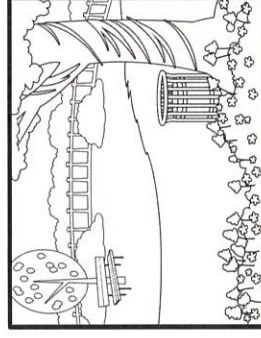
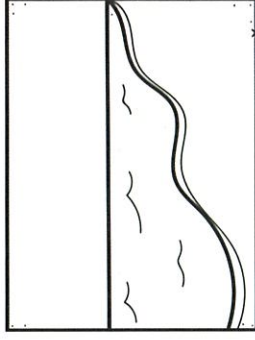
SCHOOL TRIP!


Date: _____

Draw a map of how you get to school.



Colour the things you passed on the way to school.





Possum Magic

What food did Grandma Poss and Hush try at these Australian cities?

Parwin

Brisbahe

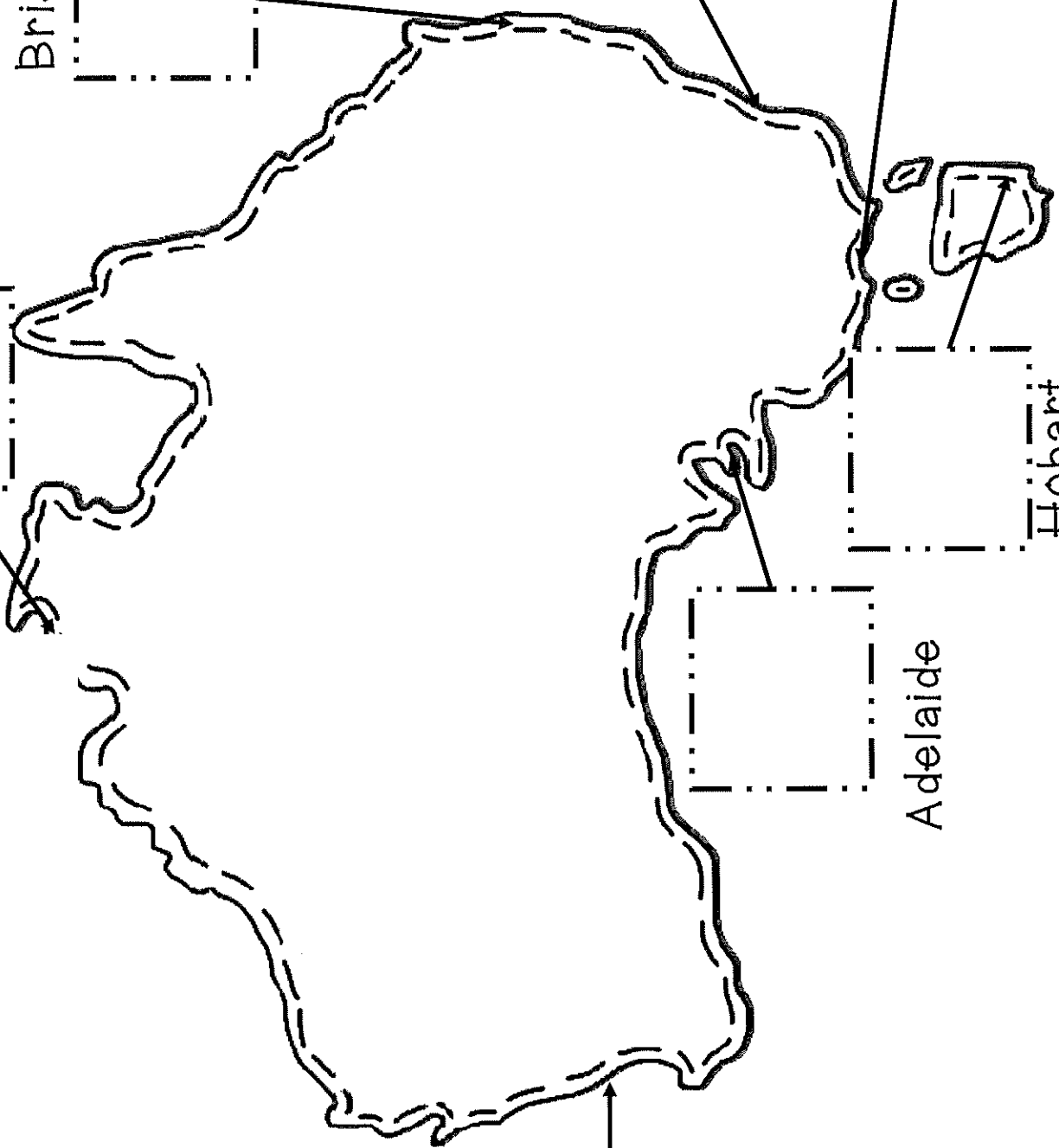
Sydney

Melbourne

Hobart

Adelaide

Perth





oy

1 Colour the letters for  in each List Word. boy boys toy toys

2 Write a stroke on the line for each sound you hear in the picture name.









3 Read the questions. Write yes or no. Colour the letters for  in all the words with .

Can a boy ride a bike?

Do boys like to play with toys?

Would a boy fit in a toy box?

Can a boy sing a song?

Is a log a good toy for a boy?




4 Write oy to finish the words. Draw a picture to match each word.

b__

b__s



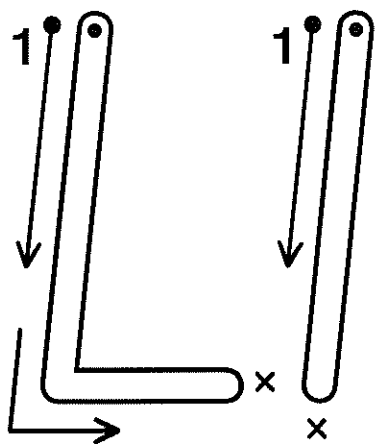
t__

t__s



Name: _____

Date: _____

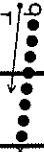
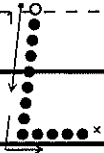


let

like

leaf

lamp



Copyright © Tweet Resources

My letters are neat.

My letters sit on line.

My letters have spaces.


Name _____

Date _____

Cut, sort, and glue the fraction shapes.

Fraction Sort

Equal	Unequal



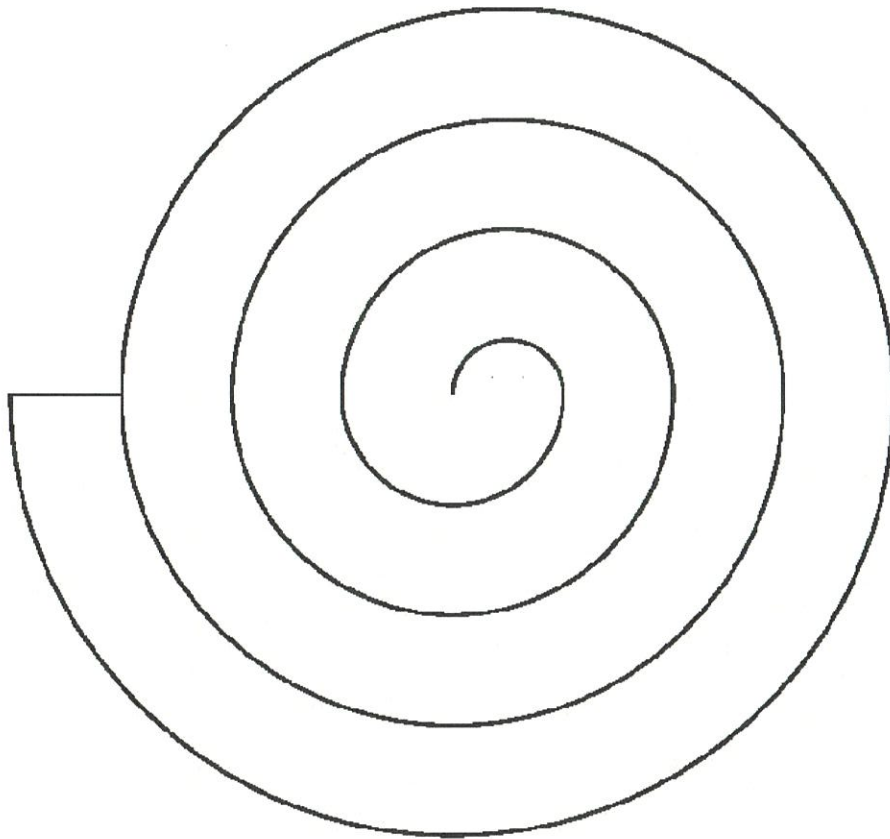
Possum Craft

Colour in the possum and the spiral tail. Cut them out and glue the spiral tail on to the possum.



Possum Craft

The possum tail in below. After colouring, cut along the line of the spiral until you reach the middle to create a curly tail.




Counting Around the




House


Walk around your house and count each of the items listed. Write the number in the squares.



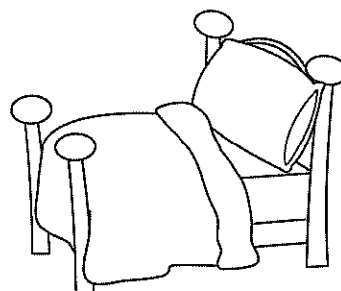
doors




windows




tables



beds




mirrors




sinks

Bush Magic


Write down the answers in the circles.



4 grey mice + 8 grey mice =




6 orange possums + 8 orange possums =




10 pink birds + 4 pink birds =



12 blue koalas + 8 blue koalas =




6 orange snakes + 8 orange snakes =



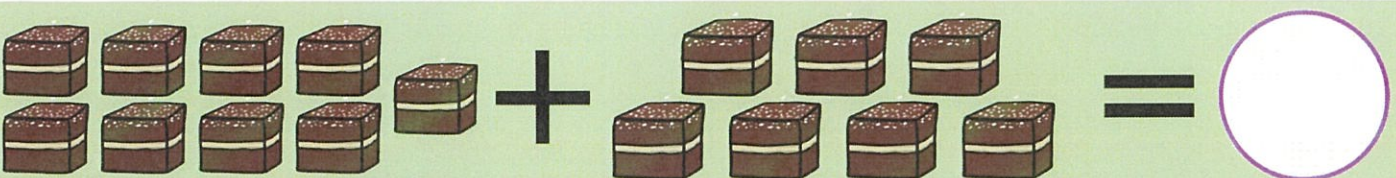
4 kangaroos + 8 kangaroos =




10 pizzas + 8 pizzas =



8 sandwiches + 8 sandwiches =



10 cakes + 8 cakes =



Possum Magic

Beginning

Middle

End

'This is my toy box,' said Roy.

'Could I play with your red jet?' said Joy.
'Yes. Here it is,' said Roy.

Joy put the boy toy in the jet.


'I have a red jet in my toy box,' said Roy.

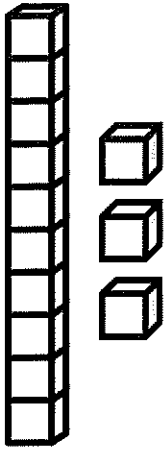

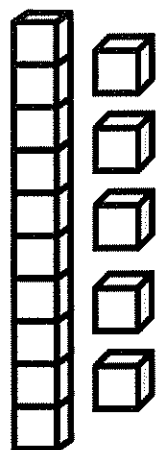

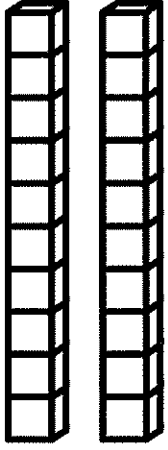

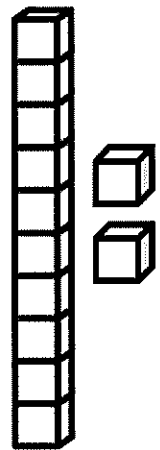

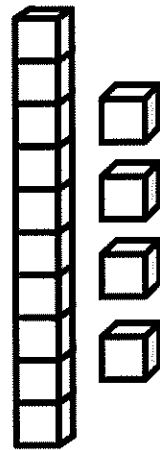

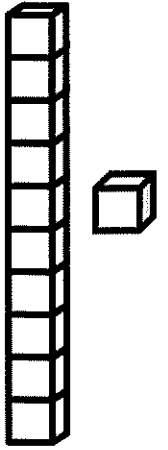

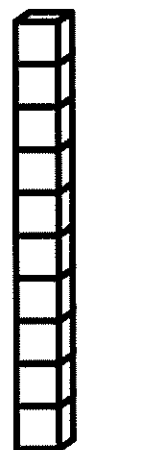

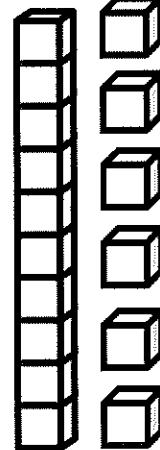

'You can put this boy toy in the jet to fly it,'
said Roy.

She made the jet fly up and down
in the room.

Name: _____

Block Match



20 16 15 12 10 13 11 14

