


Teaching & Learning Activities – Early Stage 1 Term 3 - Week

3, 2021– All activities should be completed in your homework book, a lined/workbook or on A4 paper.

	Monday	Tuesday	Wednesday	Thursday	Friday
Task	Can you make your own bed?	Can you organise your toys today?	Can you help make lunch today?	Can you tidy your room?	Can you help set the table for dinner?
Homework	Complete your Homework Sheet				
Morning	<p>English</p> <p>* Write your High Frequency Words (HFW) in your book.</p> <p style="text-align: center;">because, then, love, walk, very</p> <p>* Using the word love and because, write 2 sentences using both words. Choose two people you love and give some reasons. E.g. <i>I love my dad because he reads to me and tucks me in at bedtime.</i></p>	<p>English</p> <p>* Listen to Mrs Attard read the story Wombat Stew on Google Classroom.</p> <p style="text-align: center;">OR</p> <p>Listen to the YouTube Story Wombat Stew - https://www.youtube.com/watch?v=ZFb6gP7mZZo</p>  <p>*After listening to the story, discuss with someone - 'Would you like to eat the wombat stew the animals made in the story? Why/Why not?'</p>	<p>English</p> <p>* Listen again to the Story Wombat Stew</p> <p>* How did the dingo feel at the start of the story? How did he feel at the end?</p> <p>*Draw a picture of the dingo when he felt happy or excited. Draw a picture of the dingo at the end of the story. Write a sentence in your book to match each of your pictures.</p> 	<p>English</p> <p>*Listen to wombat Facts with Robert Irwin from Australia Zoo https://www.youtube.com/watch?v=HNq8mjYDLSE</p> <p>*What is the size of a wombat? What body covering do wombats have? What was an interesting fact you learnt about the wombat? Share with a family member after watching the video.</p> 	<p>English</p> <p>* In your book, write a list of words that rhyme with 'cat'. Try and think of at least 6. Draw a picture of as many of the words you can. (sat, mat, rat,)</p> <p>* Complete the 'Wombat Stew Sentence Scramble' worksheet. Cut, sequence and glue in order in your book.</p> <p>Draw a picture to match each sentence.</p> <p>*Complete the handwriting page for 'd'</p>

* Our first sound this week is



ee e ea

like in **bee**, **me**, or **eat**

* Complete the **Soundwaves** page for 'ee, e, ea'. Use lead pencil for the writing and take care with your colouring.

* Go on to Google Classroom and complete the '**CVC Word Jumble**' activity in the **Week 3** folder.

Make sure you save and submit your work.

OR

Complete the '**CVC Scramble**' worksheet and glue in your book.

*Go for a walk outside with an adult and collect some ingredients to make your own wombat stew (leaves, gumnuts, feathers etc). Make your own stew by glueing your ingredients on the 'How to Make' Worksheet.

Upload a photo of your Wombat Stew to Google Classroom in the Week 3 folder.



*Complete Soundwaves **Blackline Masters – Decodable Reader (DR30)** worksheets. If you do not have a printer, you can copy the sentences and draw a picture to match.

* Complete the handwriting page for 'c'.

*Our second sound this week is



l ey

like in **kite** and **my**

* Complete the **Soundwaves** page for 'i_e, y'. Use lead pencil for the writing and take care with your colouring.

*Go on to Google Classroom and complete the '**Initial Blends**' activity in the **Week 3** folder. Make sure you save and submit your work.

OR

Complete the '**Initial Blend Match**' worksheet and glue in your workbook.

* Practise your Magic Words or High Frequency Words.



*Write 2 sentences describing a wombat and any special features that they have.

*Complete 2 of the online Soundwaves "Extra Games and Activities." for the sound-



l ey

www.soundwaveskids.com.au

u
Password -

aunt832

*The sound can be found in - **Terms 2-4, Phase 2: Discovering Graphemes**





OR




* Think of 5 words that have the 'i_e' sound. E.g, bike, dice, kite. Write them in your book and draw a picture to match the words.

* Complete -Soundwaves **Blackline Masters - Match Up: Words to Pictures (GM105-106)** worksheets. If you do not have a printer, you can copy the words into your workbook, read the words and draw a picture to match.





* Read a book from Wushka to someone at home.

* Use the flashcards to help you learn the High Frequency Words for this term.

Break	Break	Break	Break	Break	Break
Middle	<p>Mathematics</p> <p>*<u>Problem of the Day:</u> If you had 12 jellybeans and 4 lollipops, how many lollies would you have altogether? Draw a picture in your book to help solve the problem.</p>  <p>* Roll two dice and add them together. Write the number sentence in your book. Repeat the activity 5 times.</p> <p>* Log into Google Classroom and complete the 'Addition Mats' activity. This can be found in the classwork folder under Week 3.</p> <p><u>Don't forget to turn in your work when you have completed the slides.</u></p> <p>Complete 2 Mathletics tasks. Log in to Mathletics https://login.mathletics.com/</p>	<p>Mathematics</p> <p>* Practise counting to 30 to a family member. Count backwards from 20 if you can.</p> <p>* Use playdough or LEGO blocks to make the numerals 11-20.</p>  <p>* Log into Google Classroom and complete the 'Ten Frame Addition' activity. This can be found in the classwork folder under Week 3.</p> <p><u>Don't forget to submit your work when you have completed the slides.</u></p> <p>OR</p> <p>* Complete the 'Monkey Maths Domino Addition' worksheet.</p>	<p>Mathematics</p> <p>* <u>Problem of the Day:</u> Tiffany had 10 eggs in her fridge, she ate 6 of them for breakfast. How many eggs are left in Tiffany's fridge? Draw a picture in your book to solve the problem.</p> <p>* Watch Jack Hartmann's Subtraction Song https://www.youtube.com/watch?v=pwQKugrFmJQ</p> <p>* Log into Google Classroom and complete the "Subtract Up To Ten" activity. This can be found in the classwork folder under Week 3. Don't forget to submit your work when you have completed the slides.</p> <p>*Complete 2 Mathletics tasks. Log in to Mathletics https://login.mathletics.com/</p>	<p>Mathematics</p> <p>*Play a game of UNO or another card game like 'Go Fish'.</p> <p>*Watch Sesame Street: 'Abby and Cookie Monster Subtract Cookies'.</p> <p>https://www.youtube.com/watch?v=bnBeGmjWnk4</p> <p>*Build a tower with 10 blocks, Lego etc. Roll a dice to see how many blocks to take away. Write the number sentence in your workbook - $10 - 3 =$</p> <p>Repeat 5 times. Change the size of the tower as you go.</p> 	<p>Mathematics</p> <p>*<u>Problem of the Day:</u> Jennifer had 6 hotdogs, 3 bags of chips and 4 hamburgers. How much food does Jennifer have altogether? Draw a picture to help solve the problem.</p> <p>*Ask each person in your family what their favourite ice cream flavour is out of chocolate, vanilla or strawberry. (You could also call your grandparents for more answers).</p> <p>Complete the "Favourite Ice Cream" worksheet.</p>  <p>*Complete 2 Mathletics tasks. Log in to Mathletics https://login.mathletics.com/</p>
Break	Break	Break	Break	Break	Break

<p>Afternoon</p>	<p>Science and Technology</p> <p>*Watch - "What animals wear" https://www.youtube.com/watch?v=nw7Gv8FRBt0</p> <p>*Log into Google Classroom and complete the "Fur, Scales or Feathers" activity.</p> <p><u>Don't forget to turn in your work when you have completed the slides.</u></p> <p>OR</p> <p>* In your book, draw 3 pictures of 3 different animals, 1 that has feathers, 1 that has fur and 1 that has scales. Write a sentence about each animal. E.g. A crocodile has scales all over its body.</p>	<p>PDHPE</p> <p>*Listen to the story "A family is a family is a Family" https://www.youtube.com/watch?v=WcvCUBK9s6U</p> <p>What makes these people a family? How does your family make you feel safe?</p> <p>* Draw a picture of your family in your book and complete the sentence -</p> <p>My family keeps me safe by...</p> <p>E.g. My family keeps me safe by taking me to the doctor when I am sick.</p> 	<p>Creative Arts</p> <p>Bottlebrush Flowers</p> <p>*Use an A4 paper to complete the artwork. If you don't have paint, you could use crayons or pencils instead.</p> <ol style="list-style-type: none"> 1. Paint the background light blue and then dry. 2. Add some brown stems. 3. Using a fork, dip the ends in yellow or red paint and stamp in two rows to make the flowers. 4. Once the red or yellow paint has dried, add in some green leaves.  <p><u>Take a photo of your art and upload it onto Google Classrooms in the Week 3 folder.</u></p>	<p>Geography</p> <p>Check out my Home!</p> <p>Today you will be looking at your own home, because it is a place that is special.</p> <p><i>Places can be special, for different reasons. Our homes are usually special to us because they are where we live and spend most of our time! Especially during lockdown.</i></p> <p>*Complete the 'Check out my Home' worksheet by drawing a picture of your home, your family and your favourite room in your house.</p> <p><u>Take a photo of your worksheet and upload to Google Classroom in the Week 3 folder.</u></p> 	<p>PDHPE</p> <p><i>* This week you will be learning about why regular physical activity is important to keep your body healthy and happy!</i></p> <p>*Read through the "Physical Activity Powerpoint" on Google Classroom in the Week 3 folder.</p> <p>*Complete the 'Physical Activity worksheet' - There is an example on the Powerpoint.</p> <p>*When you have completed the worksheet, go outside and complete 20 minutes of physical activity. This might be an activity you drew on your worksheet.</p> <p><u>Take a photo of you completing your physical activity and upload to Google Classroom in the Week 3 folder.</u></p>
-------------------------	---	--	--	---	---

Additional/ Mindfulness Activities

Task	Monday	Tuesday	Wednesday	Thursday	Friday
	<p>* Find a directed drawing of your favourite Australian animal on ArtHub and draw the picture in your book or on A4 paper.</p> <p>https://www.artforkidshub.com/</p> <p>*Read a book on Wushka.</p>	<p>* Keep moving. Make up a dance routine to your favourite song. Can someone at home video your dance and upload it to Google Classroom?</p> <p>*Complete the YouTube Cosmic Yoga - Sonic The Hedgehog</p> <p>https://www.youtube.com/watch?v=QM8NjfCfOg0&t=456s</p> 	<p>*What is your favourite colour? Go on a treasure hunt and find as many things as you can that are your favourite colour. Make a list in your book and draw some pictures to match.</p> <p>* Complete the online Soundwaves 'Extra Games and Activities.' for the sound -</p>  <p>ee e ea</p> <p>www.soundwaveskids.com.au</p> <p>Password -</p> <div style="border: 1px solid black; padding: 2px; display: inline-block;">aunt832</div>	<p>Shadow drawing</p> <p>*Get your favourite toy animal or object. Take it outside with a piece of paper. Copy the shadow down onto the paper in pencil and colour in your picture.</p> <p><u>Take a photo of your drawing and upload it onto Google Classroom in the Week 3 folder.</u></p> 	<p>*Build a reading corner or fort. Make it cozy and read or look through your favourite book.</p> <p>*Complete the 'Wombat Mindfulness Colouring' page.</p> 

Name: _____

Kindergarten Homework - Term 3, Week 3



This weeks sounds are

ee, e, ea - like in bee, me and eat



i_e, y - like in my and kite and my



	MONDAY Tracing	TUESDAY Try your own	WEDNESDAY Try your own	THURSDAY Try your own
because	because			
then	then			
love	love			
walk	walk			
very	very			

Trace it then write it

I love to walk very fast.

Wushka - Log in to Wushka and choose a book to read to an adult

Name of the book you read: _____ Level: _____

Write a sentence using any words that you know.

Write your own words using the 'ee,e,ea' & 'i_e, y' sounds.

Fill in the missing numbers

10		12				16			
----	--	----	--	--	--	----	--	--	--

13			16				20		
----	--	--	----	--	--	--	----	--	--

21				25					30
----	--	--	--	----	--	--	--	--	----

	15			18				22	
--	----	--	--	----	--	--	--	----	--

Colour the 20c coins red. How many are there?
Colour the 50c coins green. How many are there?




20c

50c



ee e ea


1 Colour the letter or letters for  ee e ea in each List Word.

see
bee

we
she

eat
seat

2 Colour a box for each sound you hear in the picture name. The first one is done for you.



3 Write **ee** in the first group and **ea** in the second group to finish the words. Draw a line from the word to the picture.



•

• b___

___t •

•



•

• tr___

s___t •

•



•

• s___

b___ch •

•



4 Finish the sentences with the words from the beehive.

I can _____ the _____.




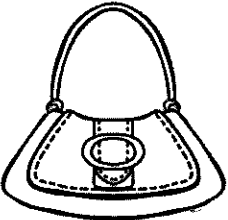

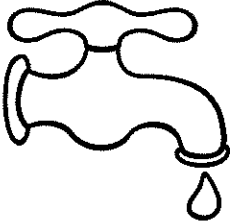


Name: _____

Short a

CVC Scramble

Say the picture name, unscramble the letters, write the word.

Say it	Unscramble it	Write it
	a c t	<hr/> <hr/> <hr/>
	p n a	<hr/> <hr/> <hr/>
	a m p	<hr/> <hr/> <hr/>
	b g a	<hr/> <hr/> <hr/>
	t a h	<hr/> <hr/> <hr/>
	p t a	<hr/> <hr/> <hr/>

How to make



You need:



1

Jake can see a bee on the seat.

3

She will come to see the bee.

5

Mum has come with some cake.


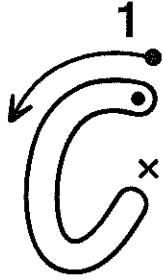
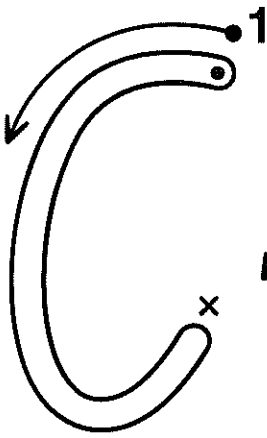
He ran to get Kate to see the bee.

There it is. It is there on the seat.

That bee cannot eat some cake.

Name: _____

Date: _____

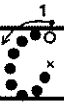


can

cut

cat

cake




Copyright © Tweet Resources

My letters are neat.

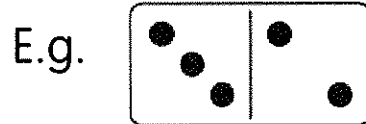
My letters sit on line.

My letters have spaces.

MONKEY MATHS



Dominoes are believed to have been found in China in around the 12th century. Use the dominoes below to write a number sentence and the answer:



$$\boxed{3} + \boxed{2} = \boxed{5}$$

 $\square + \square = \square$	 $\square + \square = \square$
 $\square + \square = \square$	 $\square + \square = \square$
 $\square + \square = \square$	 $\square + \square = \square$
 $\square + \square = \square$	 $\square + \square = \square$



i_e y

1 Colour the letter or letters for **i_e y** in each List Word.

like
five

nine
by

my
why

2 Write a stroke on the ice-cream scoop for each sound you hear in the picture name.



3 Write **i_e** in the spaces to finish the words. Draw a line from the word to the picture.

9

• b_k_

l_n_



• k_t_

f_v_



• n_n_

r_d_

5

4 Finish the sentence with the words from the ice-cream.



I _____ to ride _____ bike.





Name: _____

Initial Blend Match



Directions: Match the missing blends.




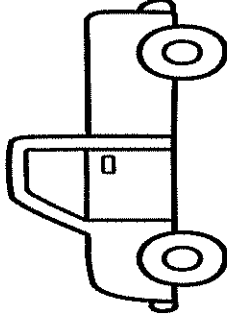
ocks





ail




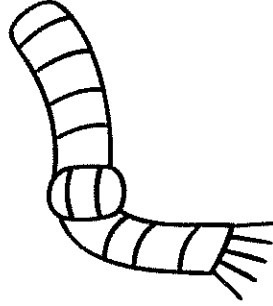
oss



uck



own



arf

cr	tr	fl	bl	sc	sn
----	----	----	----	----	----


Name: _____

Date: _____

Check Out **MY HOME!**

The _____ family!




 A picture of my home...

These people live in my home!




My favourite room is _____

because _____

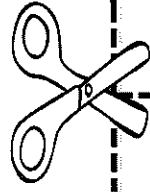


Sentence Structure

WOMBAT STEW

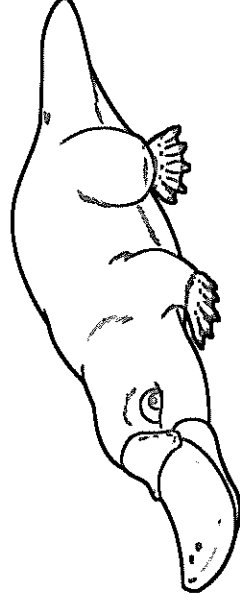
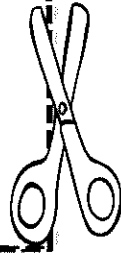


Cut and paste the sentence in order. Add the pictures to the matching word.





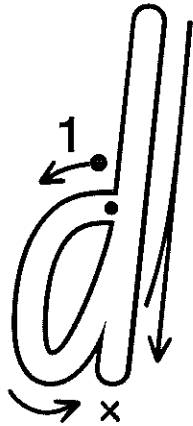
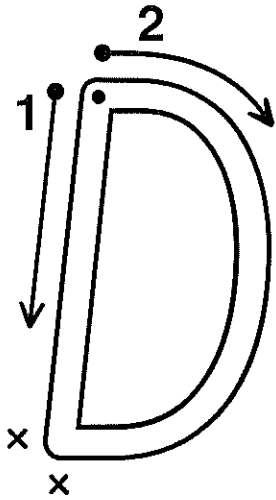
kooda	in.	gumnuts	put	The
-------	-----	---------	-----	-----

put	The	mud	platypous	in.
-----	-----	-----	-----------	-----



Name: _____

Date: _____


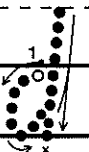
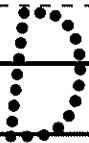


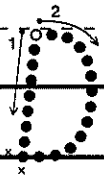


do

Dad

dog

doll



Copyright © Tweet Resources

My letters are neat.

My letters sit on line.

My letters have spaces.

BLM GM106

F (L) (L) GM106 & 106

Match Up: Words to Pictures

F (L) (L) GM106

nine

F (L) (L) GM106

hive

F (L) (L) GM106

kite

F (L) (L) GM106

line

F (L) (L) GM106

hide

F (L) (L) GM106

five

F (L) (L) GM106

fly

F (L) (L) GM106

bike

F (L) (L) GM106

dive

F (L) (L) GM106

tile

F (L) (L) GM106

pipe

F (L) (L) GM106

vine

BLM GM105


F (L) (L) GM105 & 105

Match Up: Words to Pictures

F (L) (L) GM105

9

F (L) (L) GM105



F (L) (L) GM105



F (L) (L) GM105



F (L) (L) GM105



F (L) (L) GM105

5

F (L) (L) GM105



F (L) (L) GM105



F (L) (L) GM105



F (L) (L) GM105



F (L) (L) GM105





















F (L) (L) GM105



Favourite Ice Cream

Ask your family which of the following flavours is their favourite: Chocolate, Vanilla or Strawberry? Colour a cone in for each flavour that someone likes.

Write a tally mark and the total for each flavour:

Chocolate _____

Total: _____

Vanilla _____

Total: _____

Strawberry _____

Total: _____

Physical Activity

Task: Draw and label 3 different examples of Physical activity that you enjoy

1. Explain why it is important for your body to do regular physical activity

2. How often should you participate in physical activity for each week?

