




Teaching & Learning Activities – Early Stage 1



Term 4 - Week 1, 2021– All activities should be completed in your homework book, a lined/workbook or on A4 paper.

	Tuesday	Wednesday	Thursday	Friday
Task	Can you make your own breakfast?	Can you set the table?	Can you help vacuum or clean the house?	Can you tidy your room?
Homework	Homework will start in Week 2			
Morning	<p>English</p> <p>*Complete the “My Holidays Snapshots’ worksheet. You can draw a picture in each box to match the text.</p>  <p style="text-align: center;"><u>Upload a photo of your work to Google Classroom in the Week 1 folder.</u></p>	<p>English</p> <p><i>*This Term we will be looking at, and learning how to write a narrative (a story). We will be looking closely at Fairytales and how they are written to entertain.</i></p> <p>*Join our Kindergarten Zoom session at 10am to learn about Fairytales.</p> <p style="text-align: center;">OR</p> <p>*Watch this Youtube video Introduction to Fairy Tales https://www.youtube.com/watch?v=HboUKY7j7WU</p> 	<p>English</p> <p>*Listen to the YouTube Fairy Tale Cinderella https://www.youtube.com/watch?v=BXDsucz23OA</p> <p>*Discuss with a family member the different parts of the story; Who are the characters in the story? Which characters are good/bad? Where was the story set? What was the problem in the story (the uh-oh). How was it resolved?</p> <p>*Complete the ‘Fairy Tale Story Map’ worksheet.</p> <p style="text-align: center;"><u>Upload a photo of your work to Google Classroom in the Week 1 folder.</u></p>	<p>English</p> <p>*Complete the ‘Interactive Cinderella’ activity on Google Classroom.</p> <p style="text-align: center;"><u>Don’t forget to submit/ turn it in when you are finished</u></p> <p style="text-align: center;">OR</p> <p>*Listen to the YouTube Fairy Tale Cinderella again https://www.youtube.com/watch?v=BXDsucz23OA</p> <p>*Complete the ‘Cinderella Sequence’ worksheet.</p> 


Middle**Mathematics**

*Play **'More or Less'** with a family member. Take turns rolling two dice and adding the total together. Record your answer, the person with the higher number wins a point.

* Use the **'Build and Compare'** worksheet with blocks or pasta. Roll a dice and make the number in the middle column. In the left column, make a smaller number. In the right column, make a bigger number. Record the numbers you have made on the worksheet.


Upload a photo of your work to Google Classroom in the Week 1 folder.

*Optional: Solve the castle puzzle by completing all the subtraction problems.

**Mathematics**

*Maths Mentals:
Add up 3, 5 and 2 together =

*Watch **Counting by Tens**
https://www.youtube.com/watch?v=Ftati8iGQcs&list=PLM95cb_Szq3am4n6jJw127QbBIDivZglc



*Complete the **Counting by 10's** worksheet. Put the numbers in order from 10 - 100.

OR

*Complete the **'Counting by 10s'** activity on Google Classroom.



Don't forget to submit/ turn it in when you are finished


Mathematics

*Complete the **Fairytale I-Spy** by recording how many of each item you can find on the sheet.

*Watch **Numbers in the Teens** place value song

<https://www.youtube.com/watch?v=uedvwH6Ay18>

*Roll two dice, the first die represents the tens and the second die represents the ones. Record your answers in your workbooks. Expand your answers as you go. (eg. 57, 5 tens and 7 ones = 57).



Upload a photo of your work to Google Classroom in the Week 1 folder.

Mathematics

*Maths Mentals:
There were 7 pumpkins. Cinderella's Godmother only needed 4 to make a coach. How many were left?

*Watch the **'Place Value Math Song'**
<https://www.youtube.com/watch?v=5W47G-h7myY>

*Complete the **'Making Tens'** worksheet. Count the cookies and write how many tens and ones there are.



***Complete 2 Mathletics tasks.**
Log in to Mathletics
<https://login.mathletics.com>



*If 16 cupcakes are equally shared between 3 friends, how many cupcakes do they each get? Are there any left over?



- Complete the Tuesday column on your sheet.

- Time how long it takes for you to complete the addition facts.

- Write your time in the Tuesday box.



* Complete the Wednesday column on your sheet.

- Time how long it takes for you to complete the addition facts.

- Write your time in the Wednesday box.



* Complete the Thursday column on your sheet.

- Time how long it takes for you to complete the addition facts.

- Write your time in the Thursday box.

Circle your fastest time for the week? Did you get faster everyday?



*I planted 11 carrots on Monday and then 7 carrots on Tuesday. How many carrots did I plant altogether?

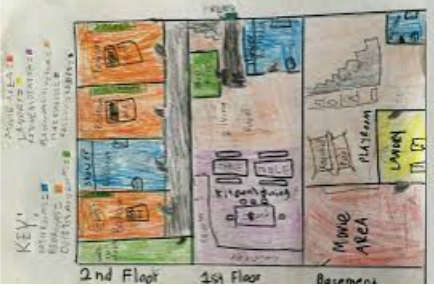





Break

Break







Break

Break

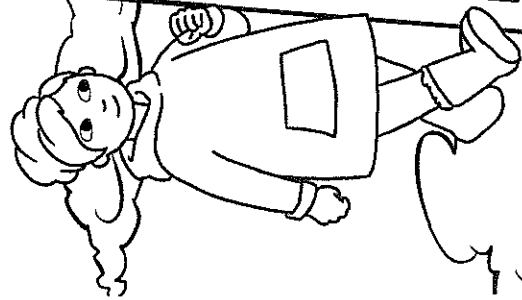
Break

<p>Afternoon</p>	<p>Science</p> <p>*What is a map? Have you ever used a map? What sort of things are on a map?</p> <p>*Watch 'There's a Map On My Lap' https://www.youtube.com/watch?v=C1w5l-u3WA4</p> <p>* Go for a walk around your house and your backyard. Create a picture map of your journey.</p>  <p>*Use a dotted line to represent where you walked.</p> <p><u>Upload a photo of your map to Google Classroom in the Week 1 folder.</u></p>	<p>Creative Arts</p> <p>Watercolour Castle</p> <p>*You will need a spare piece of white paper, pencils, crayons or paint.</p> <p>*Follow Mrs Attard's directed drawing on Google Classroom.</p>  <p><u>Upload a photo of your artwork to Google Classroom in the Week 1 folder.</u></p>	<p>PDHPE</p> <p>*Watch on Google Classroom 'Ten Little Fingers and Ten Little Toes' by Mem Fox and Helen Oxenbury.</p>  <p>*How do we change over time? What can you do now that you couldn't do as a baby? How has your physical appearance changed?</p> <p>*Complete the 'Stages of Growing Up' worksheet. Glue the pictures in the correct order based on the different life stages.</p> 	<p>Friday Space Fun</p> <p>*Watch Story Time from Space: If I were an astronaut https://www.youtube.com/watch?v=9wV8yw7iV8w</p>  <p>*Make your own Solar System hat. Use a piece of black paper or cardboard. Colour a white piece of paper if you don't have a black piece. Cut it in half and glue the ends together to make a headband. Colour in the planets and stick them in order around the headband.</p> 
-------------------------	---	---	---	---

Additional/ Mindfulness Activities

Task	Tuesday	Wednesday	Thursday	Friday
	<p>*Make a crown with the supplied template. You could use paint, items from nature or crayons to decorate.</p>  <p>*Read a book from Wushka and answer the comprehension questions. Record the book you read.</p>	<p>*Complete the Kids Art Hub YouTube video - How To Draw a Cute Fairy https://www.youtube.com/watch?v=0_cQW00Gxkk</p>  <p>*Complete any of the online Soundwaves "Extra Games and Activities." for the sound-</p>  <p>balloon</p> <p>www.soundwaveskids.com.au Password - <input type="text" value="aunt832"/></p> <p>*The sound can be found in - Term 1, Phase 1: Exploring Sounds</p>	<p>*Make your own castle. Colour in the template and cut it out. Bend the paper to create a cylinder and glue in place.</p>  <p>*Read a book from Wushka and answer the comprehension questions. Record the book you read.</p>	<p>*Complete the Cosmic Yoga Adventure - Mike The Cosmic Space Monkey https://www.youtube.com/watch?v=LZAaZDVqCiA</p>  <p>*Complete any of the online Soundwaves "Extra Games and Activities." for the sound-</p>  <p>kite</p> <p>www.soundwaveskids.com.au Password - <input type="text" value="aunt832"/></p> <p>*The sound can be found in - Term 1, Phase 1: Exploring Sounds</p>

My Holiday Snapshots



Where I went...

Blank lined area for writing.

Who I saw...

Blank lined area for writing.

Things I ate...



Blank lined area for writing.

Games I played...


Blank lined area for writing.

Our Last day...

Blank lined area for writing.



My Holiday Snapshots



Where I went...

Who I saw...

Things I ate...



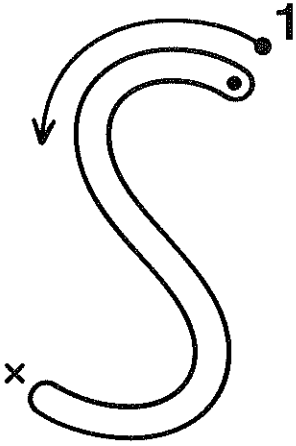
Our Last day...

Games I played...

Our Last day...

Name: _____

Date: _____

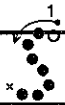
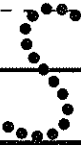
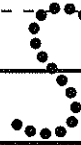

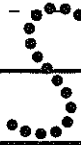
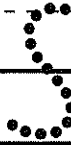
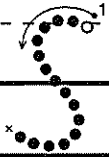


so

said

sock

sun



Copyright © Tweak Resources

My letters are neat.

My letters sit on line.

My letters have spaces.

More or Less?

Player 1

Player 2

--

--

--

--

--

--

--

--

--

--

Build & Compare


less than		greater than

_____ is less than

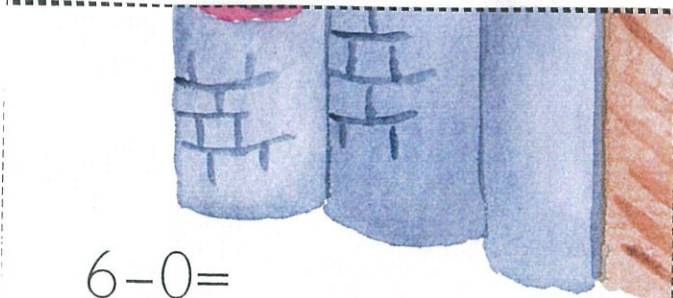
_____ is greater than




$$8-4=$$




$$10-5=$$




$$6-0=$$




$$5-2=$$



$$1-1=$$



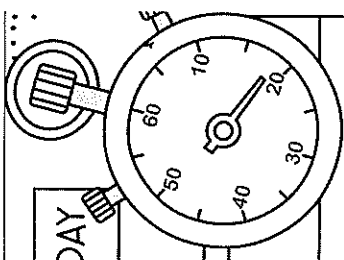
$$4-2=$$



$$7-0=$$

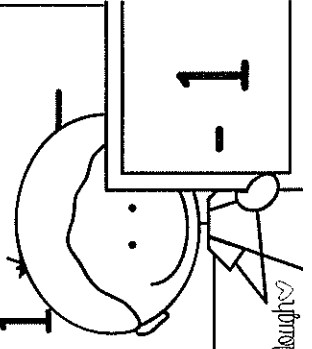


$$2-1=$$



MONDAY	TUESDAY	WEDNESDAY	THURSDAY

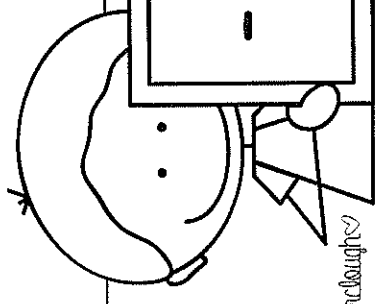
MONDAY	TUESDAY
$8 - 1 = \underline{\quad}$	$5 - 1 = \underline{\quad}$
$6 - 1 = \underline{\quad}$	$4 - 1 = \underline{\quad}$
$4 - 1 = \underline{\quad}$	$3 - 1 = \underline{\quad}$
$5 - 1 = \underline{\quad}$	$8 - 1 = \underline{\quad}$
$3 - 1 = \underline{\quad}$	$7 - 1 = \underline{\quad}$
$10 - 1 = \underline{\quad}$	$6 - 1 = \underline{\quad}$
$2 - 1 = \underline{\quad}$	$1 - 1 = \underline{\quad}$
$1 - 1 = \underline{\quad}$	$2 - 1 = \underline{\quad}$
$7 - 1 = \underline{\quad}$	$9 - 1 = \underline{\quad}$
$9 - 1 = \underline{\quad}$	$10 - 1 = \underline{\quad}$



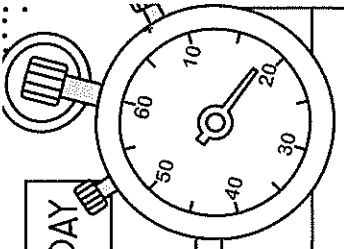
WEDNESDAY	THURSDAY
$7 - 1 = \underline{\quad}$	$8 - 1 = \underline{\quad}$
$6 - 1 = \underline{\quad}$	$5 - 1 = \underline{\quad}$
$5 - 1 = \underline{\quad}$	$4 - 1 = \underline{\quad}$
$3 - 1 = \underline{\quad}$	$3 - 1 = \underline{\quad}$
$8 - 1 = \underline{\quad}$	$1 - 1 = \underline{\quad}$
$10 - 1 = \underline{\quad}$	$2 - 1 = \underline{\quad}$
$9 - 1 = \underline{\quad}$	$9 - 1 = \underline{\quad}$
$4 - 1 = \underline{\quad}$	$10 - 1 = \underline{\quad}$
$1 - 1 = \underline{\quad}$	$6 - 1 = \underline{\quad}$
$2 - 1 = \underline{\quad}$	$7 - 1 = \underline{\quad}$

TEACHER TEST:

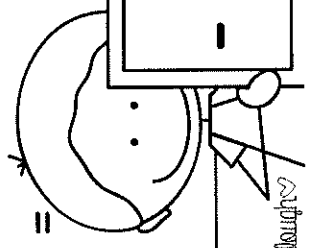
Level 1



MONDAY	TUESDAY	WEDNESDAY	THURSDAY



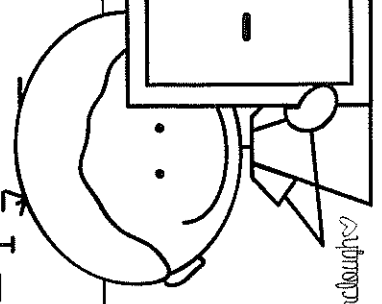
MONDAY	TUESDAY
8 - 1 = ____	5 - 1 = ____
14 - 1 = ____	4 - 1 = ____
6 - 1 = ____	17 - 1 = ____
4 - 1 = ____	3 - 1 = ____
11 - 1 = ____	8 - 1 = ____
5 - 1 = ____	7 - 1 = ____
3 - 1 = ____	6 - 1 = ____
10 - 1 = ____	18 - 1 = ____
13 - 1 = ____	1 - 1 = ____
2 - 1 = ____	2 - 1 = ____
1 - 1 = ____	9 - 1 = ____
7 - 1 = ____	19 - 1 = ____
12 - 1 = ____	10 - 1 = ____
15 - 1 = ____	16 - 1 = ____
9 - 1 = ____	

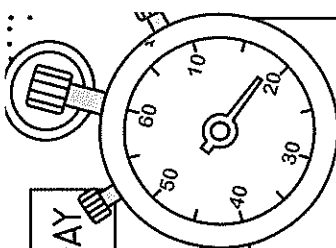


WEDNESDAY	THURSDAY
7 - 1 = ____	8 - 1 = ____
6 - 1 = ____	13 - 1 = ____
5 - 1 = ____	5 - 1 = ____
3 - 1 = ____	4 - 1 = ____
17 - 1 = ____	11 - 1 = ____
8 - 1 = ____	3 - 1 = ____
10 - 1 = ____	1 - 1 = ____
9 - 1 = ____	2 - 1 = ____
4 - 1 = ____	15 - 1 = ____
1 - 1 = ____	9 - 1 = ____
18 - 1 = ____	12 - 1 = ____
16 - 1 = ____	10 - 1 = ____
2 - 1 = ____	6 - 1 = ____
19 - 1 = ____	7 - 1 = ____
20 - 1 = ____	14 - 1 = ____

TEACHER TEST:

Level 2






MONDAY	TUESDAY	WEDNESDAY	THURSDAY

MONDAY	TUESDAY
$4 - 2 = \underline{\quad}$	$8 - 5 = \underline{\quad}$
$5 - 1 = \underline{\quad}$	$6 - 2 = \underline{\quad}$
$12 - 10 = \underline{\quad}$	$18 - 3 = \underline{\quad}$
$6 - 1 = \underline{\quad}$	$5 - 5 = \underline{\quad}$
$7 - 4 = \underline{\quad}$	$9 - 2 = \underline{\quad}$
$8 - 3 = \underline{\quad}$	$8 - 5 = \underline{\quad}$
$11 - 3 = \underline{\quad}$	$14 - 5 = \underline{\quad}$
$9 - 5 = \underline{\quad}$	$10 - 5 = \underline{\quad}$
$10 - 3 = \underline{\quad}$	$12 - 2 = \underline{\quad}$
$11 - 5 = \underline{\quad}$	$7 - 1 = \underline{\quad}$
$7 - 7 = \underline{\quad}$	$10 - 8 = \underline{\quad}$
$10 - 6 = \underline{\quad}$	$11 - 8 = \underline{\quad}$
$5 - 4 = \underline{\quad}$	$6 - 3 = \underline{\quad}$
$9 - 8 = \underline{\quad}$	$9 - 4 = \underline{\quad}$
$6 - 5 = \underline{\quad}$	$7 - 5 = \underline{\quad}$

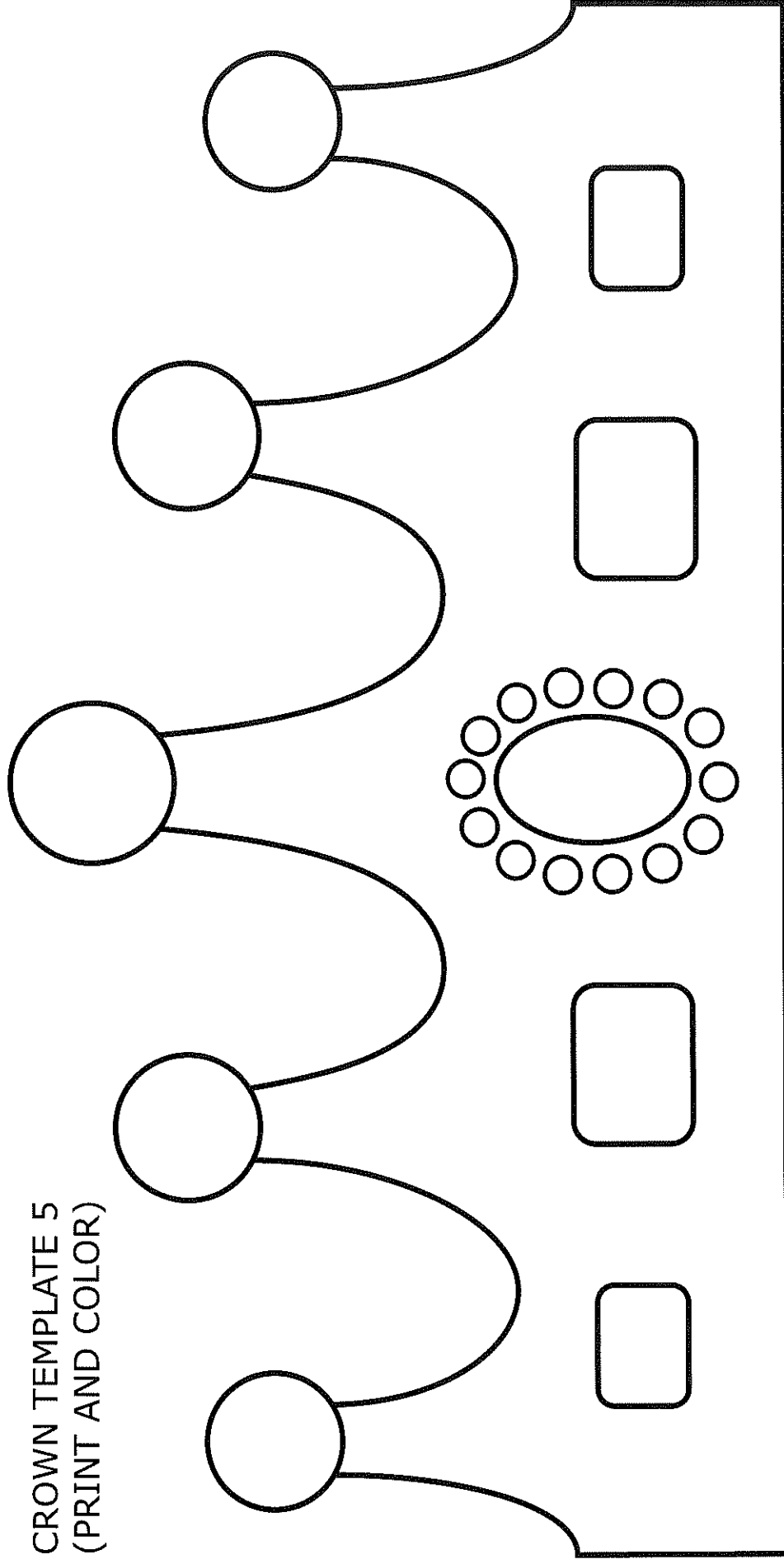
WEDNESDAY	THURSDAY
$6 - 6 = \underline{\quad}$	$8 - 3 = \underline{\quad}$
$8 - 7 = \underline{\quad}$	$9 - 5 = \underline{\quad}$
$9 - 7 = \underline{\quad}$	$5 - 3 = \underline{\quad}$
$8 - 2 = \underline{\quad}$	$6 - 5 = \underline{\quad}$
$7 - 2 = \underline{\quad}$	$6 - 1 = \underline{\quad}$
$7 - 6 = \underline{\quad}$	$8 - 5 = \underline{\quad}$
$13 - 5 = \underline{\quad}$	$7 - 4 = \underline{\quad}$
$9 - 6 = \underline{\quad}$	$9 - 6 = \underline{\quad}$
$11 - 6 = \underline{\quad}$	$10 - 5 = \underline{\quad}$
$8 - 5 = \underline{\quad}$	$3 - 3 = \underline{\quad}$
$8 - 1 = \underline{\quad}$	$2 - 1 = \underline{\quad}$
$8 - 5 = \underline{\quad}$	$9 - 3 = \underline{\quad}$
$6 - 3 = \underline{\quad}$	$10 - 4 = \underline{\quad}$
$7 - 5 = \underline{\quad}$	$10 - 7 = \underline{\quad}$
$6 - 4 = \underline{\quad}$	$11 - 4 = \underline{\quad}$

TEACHER TEST:

Level 3



CROWN TEMPLATE 5
(PRINT AND COLOR)

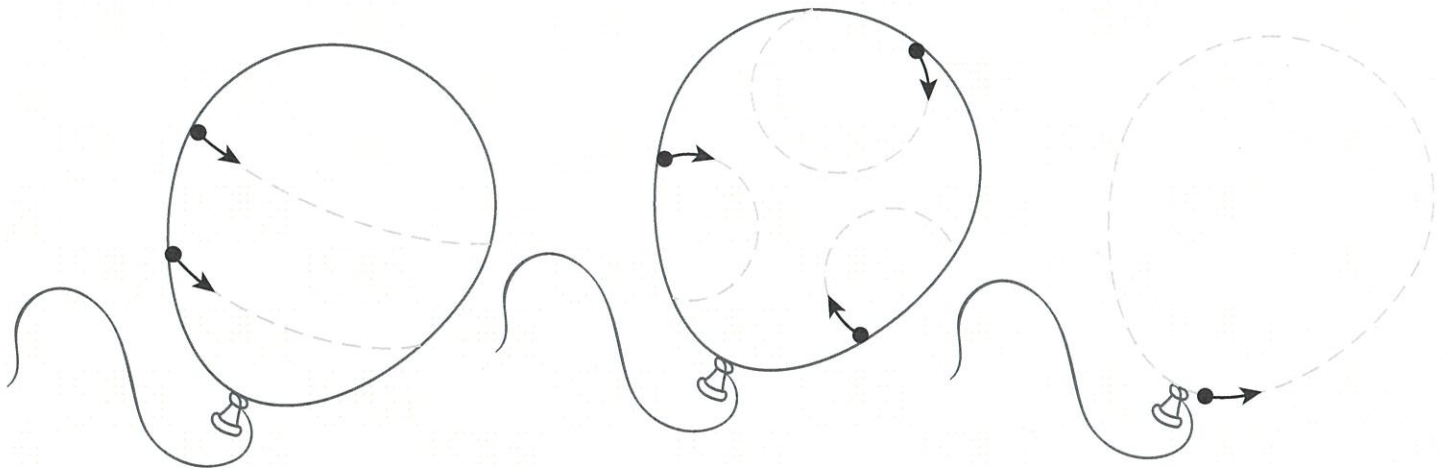





1 **Colour** the balloon if you hear **b** at the **start** of the picture name.



2 **Trace** the dotted lines. **Colour** the balloons.



Name: _____






Counting by 10's

Paste the gumballs in
order to count by 10's.

20	90	40	80	50
10	60	100	30	70







Name: _____

Which is More?

Color the number that is the largest.

8 6

12 16

13 18

10 15

5 4

2 9

20 10

12 11

4 15

14 7


12 17

3 13

10 5

19 18

8 9



Fairy Tale

Name _____

Date _____

Title: _____

Magic

Setting

Opening Sentence

Good Characters


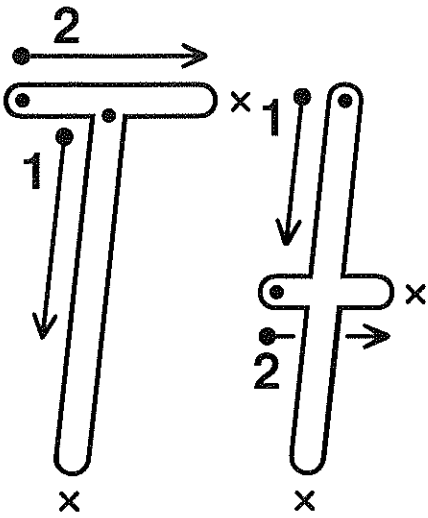
Problem

Bad Characters

Solution

Name: _____

Date: _____

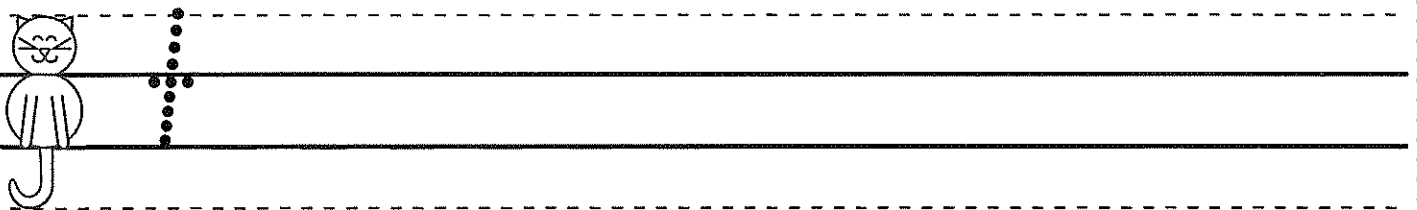
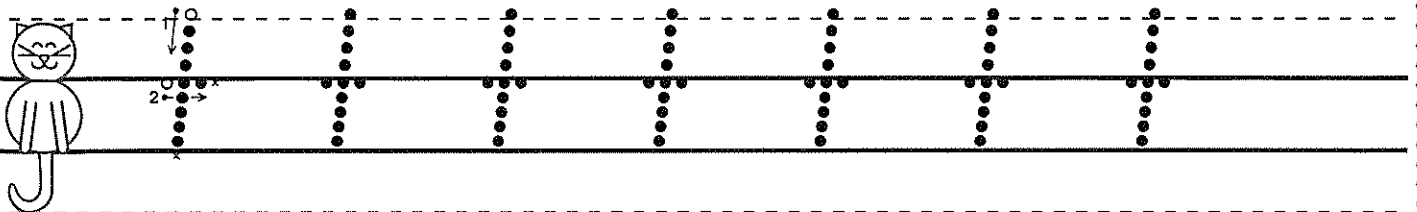
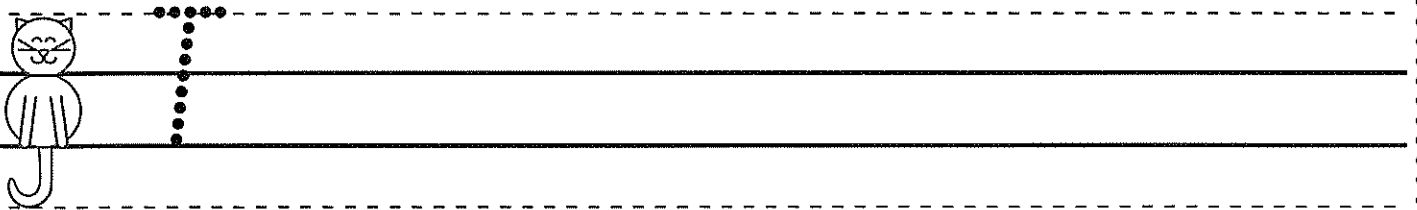
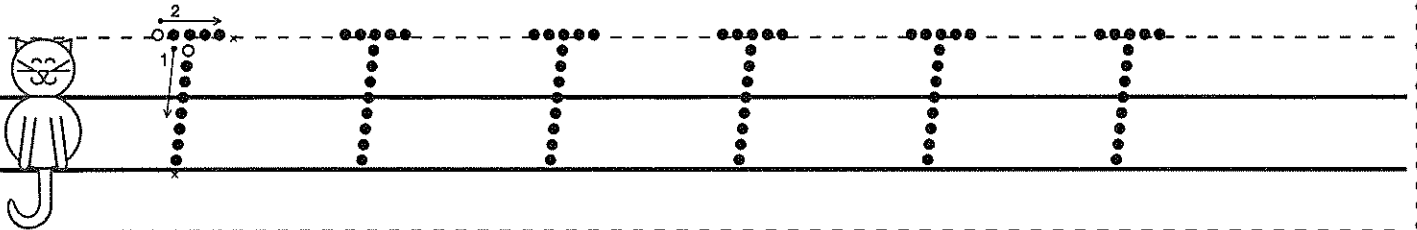


t

the

towel

tiger



Copyright © Tinet Resources


My letters are neat.

My letters sit on line.

My letters have spaces.


Level 1

Name: _____



Middle Stamp

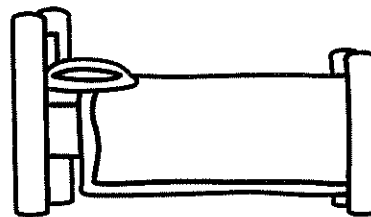
Stamp the middle sound of each word.



c _ t

a


e



b _ d

u


e



p _ t

o


u



s _ d

a

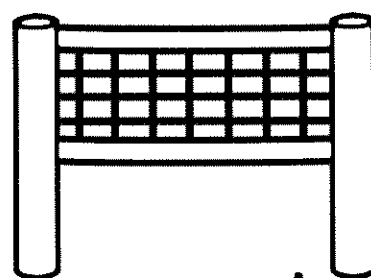
e



b _ g

i


u



n _ t

o


e



h _ t

i

a



l _ p

o


i

Level 2


Name: _____

Short e Match


Match the short e words to the pictures.



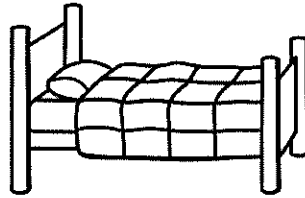
--	--	--



--	--	--




--	--	--




--	--	--




--	--	--



--	--	--



--	--	--



--	--	--



--	--	--



--	--	--

ten

men

jet

hen

vet

wet

pen








bed

wed

leg

I SPY: FAIRY TALE

Write down the number of each item that you found.


_____	Alice	
_____	Little Mermaid	
_____	Peter Pan	
_____	Pinocchio	
_____	Prince Charming	
_____	Rapunzel	
_____	Little Red Riding Hood	
_____	Snow White	
_____	Tinkerbell	




Human Growth Timeline

Cut out the pictures from the bottom half and place them in the right order to show human growth from the beginning.


--	--	--	--	--	--




Toddler



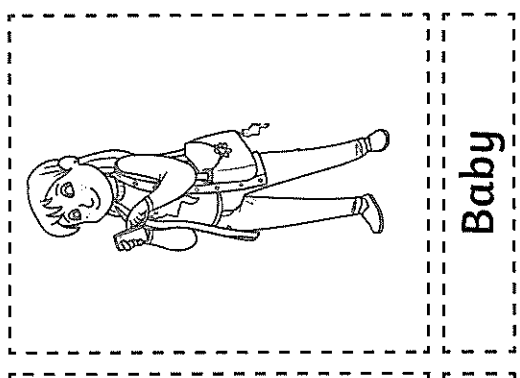
Elderly



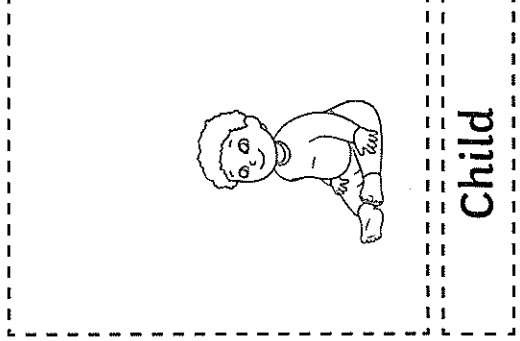
Teenager



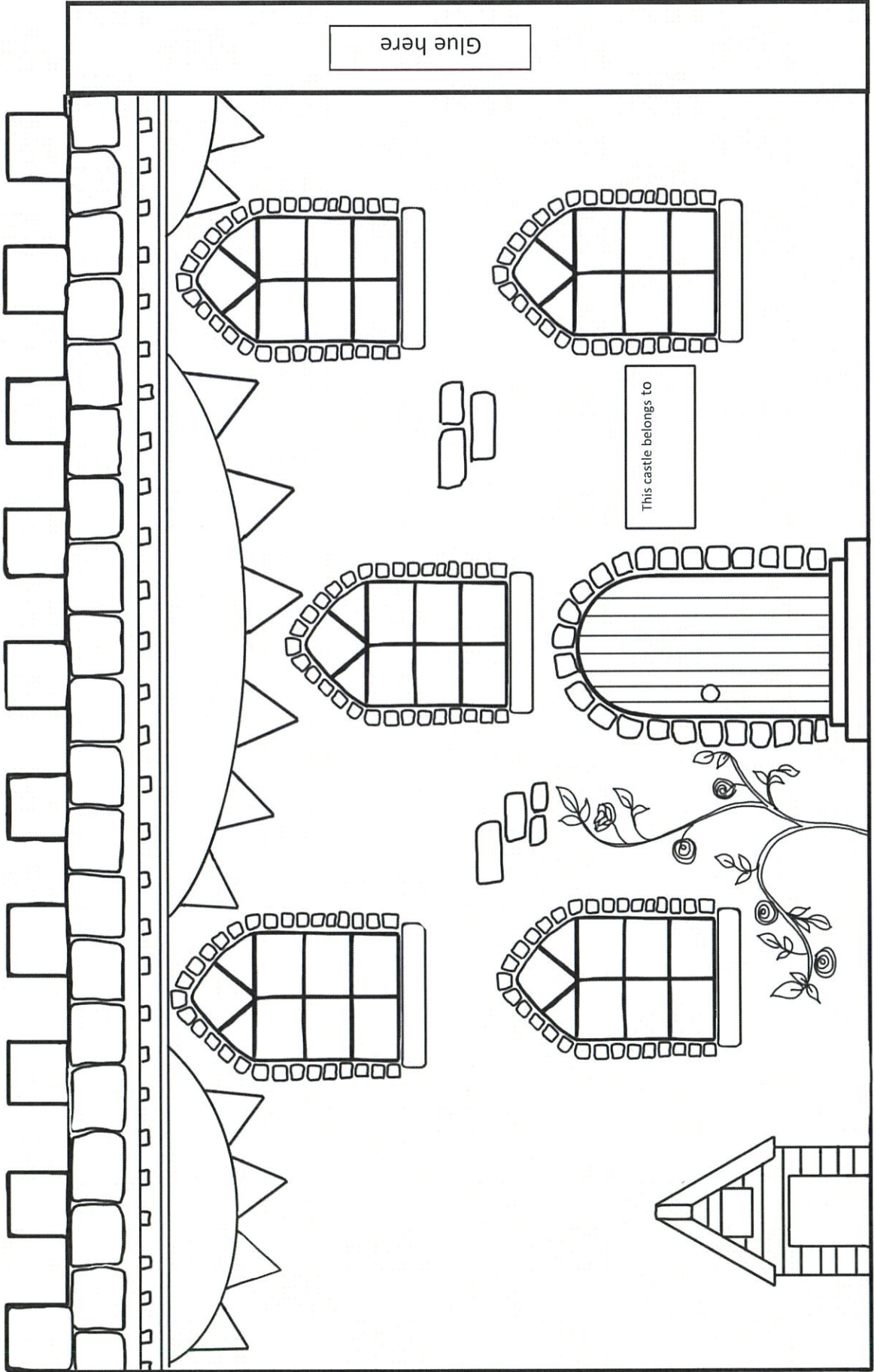
Adult



Baby



Child



Glue here

This castle belongs to

Name: _____

Cinderella



Cut out the pictures at the bottom of the page and paste them in the correct order.

1

2

3

4

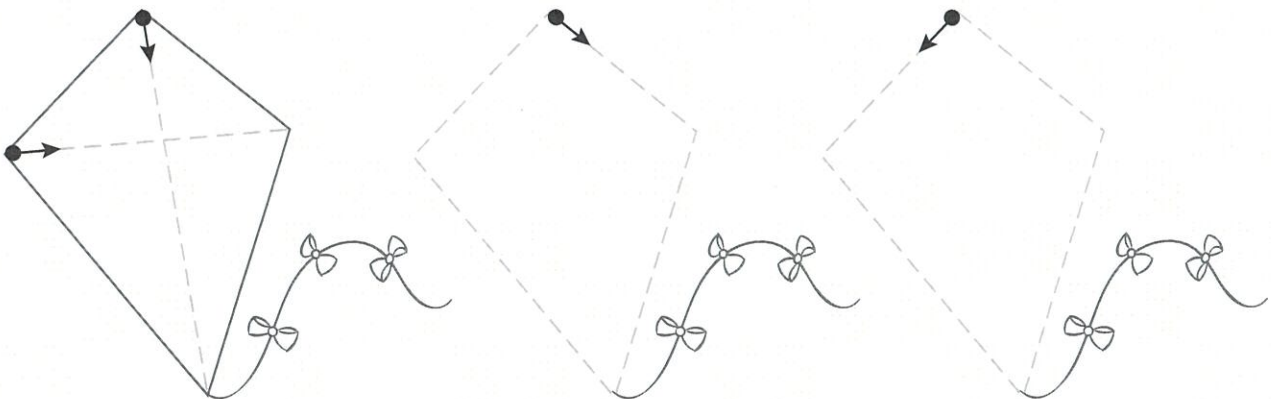




1 **Colour** the kite if you hear  at the **start** of the picture name.




2 **Trace** the dotted lines. **Colour** the kites.




Name: _____

Count the cookies and write how many tens and ones there are.

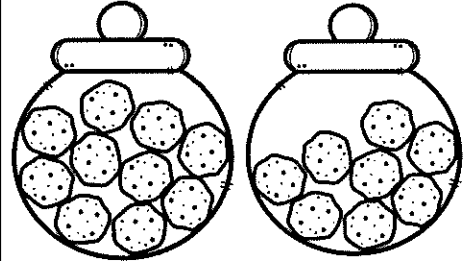
Making Tens



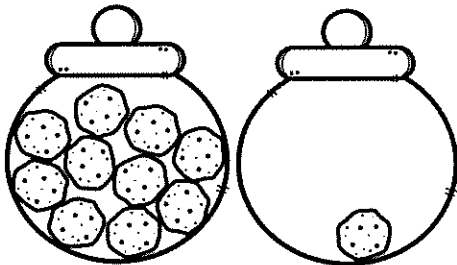
tens	ones



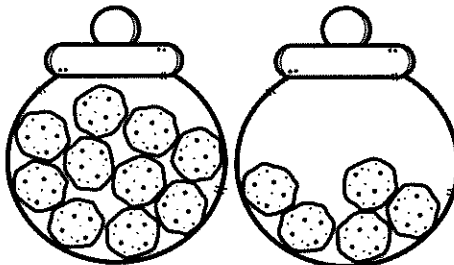
tens	ones




tens	ones



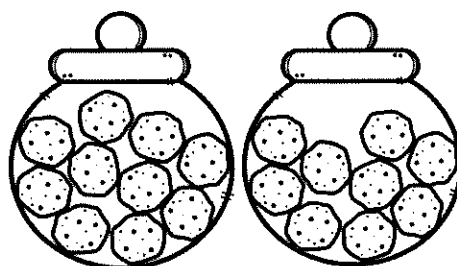
tens	ones




tens	ones



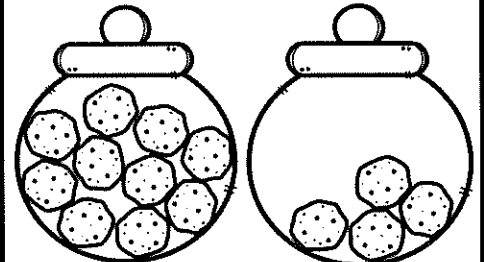
tens	ones



tens	ones




tens	ones





tens	ones

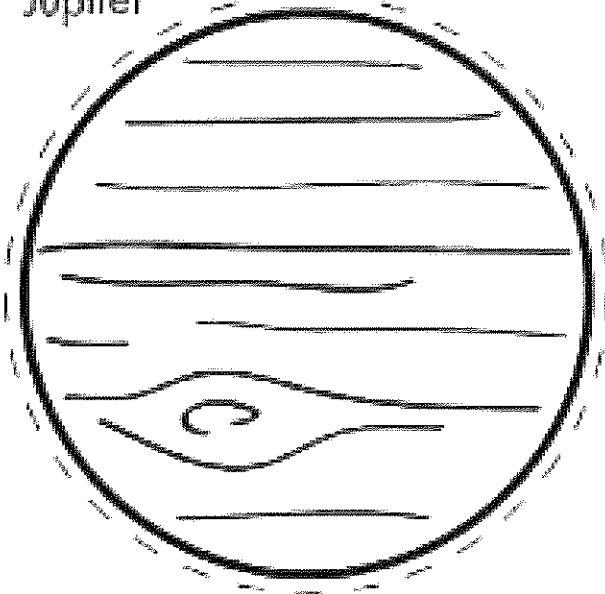
PLANETS



Mercury




Venus



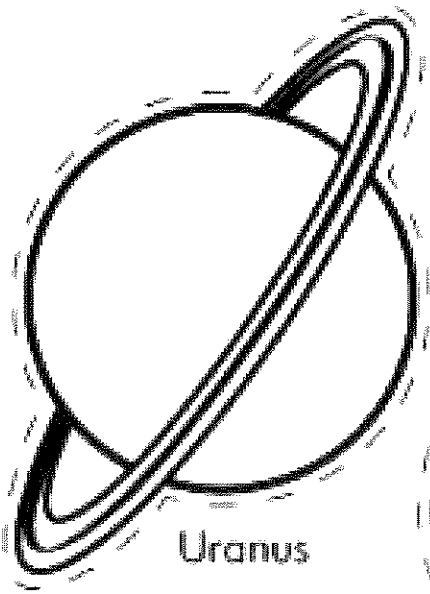
Jupiter




Earth



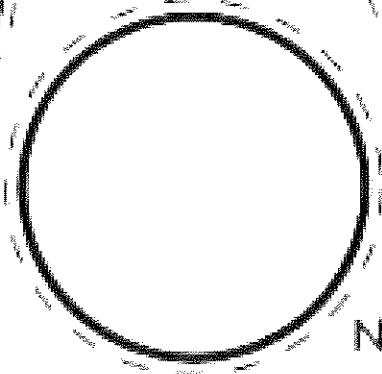
Mars



Uranus



Saturn



Neptune