


Teaching & Learning Activities – Early Stage 1

Term 3 - Week 6, 2021– All activities should be completed in your homework book, a lined/workbook or on A4 paper.



| | Monday | Tuesday | Wednesday | Thursday | Friday |
|----------|-----------------------------------------------------------------------------------------------------------------------------------------------------------------------------------------------------------------------------------------------------------------------------------------------------------------------------------------------------------------------------------------------------------------------------------------------|-----------------------------------------------------------------------------------------------------------------------------------------------------------------------------------------------------------------------------------------------------------------------------------------------------------------------------------------------------------------------------------------------------------|------------------------------------------------------------------------------------------------------------------------------------------------------------------------------------------------------------------------------------------------------------------------------------------------------------------------------------------------------------------------------------------------------------------------------------------------------------------------------------------------------------------------------------------------------------------------------------------------------------------------------------------------------------------------------|---------------------------------------------------------------------------------------------------------------------------------------------------------------------------------------------------------------------------------------------------------------------------------------------------------------------------------------------------------------------------------------------------------------------------------------------------------------------------------------------------------------------------------|------------------------------------------------------------------------------------------------------------------------------------------------------------------------------------------------------------------------------------------------------------------------------------------------------------------------------------------------------------------------------------------------------------------------------------------------------------------|
| Task | Can you make your own bed? | Can you organise your toys today? | Can you help make lunch today? | Can you tidy your room? | Can you help set the table for dinner? |
| Homework | Complete your Homework Sheet | | | | |
| Morning | <p>English</p> <p>* Write your High Frequency Words (HFW) in your book.</p> <p style="text-align: center;">brother, birthday, sister, party, came</p> <p>* Write a few sentences about a birthday party you have had or have been to. Try to include as much detail as you can. What did you do? What foods did you eat? Who was there?</p>  | <p>English</p> <p>* Listen to Miss Chaffer read the story The Lizard Gang on Google Classroom.</p> <p style="text-align: center;">OR</p> <p>Listen to the YouTube Story The Lizard Gang https://www.youtube.com/watch?v=XwcJvVoNdA0</p>  | <p>English</p> <p>* Listen again to the Story The Lizard Gang</p> <p>The text begins, ‘<i>Deep in the Australian bush...</i>’</p> <p>Watch and listen to some of this Youtube video Australian Bushwalk https://www.youtube.com/watch?v=-We9q985Mcs</p> <p style="text-align: center;">OR</p> <p>Try and remember a time you went on a bushwalk.</p> <p>Think about your 5 senses. What would you see, hear, smell, taste and feel?.</p> <p>Complete the ‘5 senses’ worksheet by drawing or writing what you would see, hear, smell, feel and taste in the Australian bush.</p> | <p>English</p> <p>*Listen to some facts about Blue Tongue Lizards on the YouTube video Walkabout Kids - Aussie Blue Tongue Lizards https://www.youtube.com/watch?v=Jq3lgSB4R_8</p> <p>*Discuss and share with a family member some facts you learnt about Blue Tongue Lizards.</p> <p>*Write 2 sentences describing a Blue Tongue Lizard and any special features that they have. E.g. Blue Tongue Lizards can Blue Tongue Lizards have</p> | <p>English</p> <p>*Complete ‘Parts of a Lizard’ worksheet.</p>  <p>*Go on to Google Classroom and complete the ‘Word Families’ activity in the Week 6 folder. Make sure you save and submit your work.</p> <p style="text-align: center;">AND/ OR</p> <p>*Complete the ‘Word Family House’ worksheet and glue in your workbook.</p> |

* Our first sound this week is



oo u

like in put or book

* Complete the **Soundwaves page** for 'oo, u'. Use lead pencil for the writing and take care with your colouring.

* Go on to Google Classroom and complete the '**Digital Beginning Sounds**' activity in the **Week 6** folder.

Make sure you save and submit your work.

OR

Complete the '**Beginning Sounds**' worksheet and glue in your book.

* Complete the handwriting page for 'i'.

*After reading the story, discuss with someone at home;-What happened in the beginning, middle and end of the story? What was the problem? 'How did the lizards work together as a team to solve it? Do you think that all of the lizards were brave? Why?

*Complete the 'Lizard Gang story map'.

*Complete Soundwaves **Blackline Masters – Match Up: Words to Pictures (GM 117 & 118)** worksheets. If you do not have a printer, you can copy the words and draw a picture to match.

*Listen to the story read by Mrs Bedingfield on **Google Classroom** called '**Windows**'.

Make a comment on the post telling your teacher something you liked about the story.

Upload a photo of your work to Google Classroom in the Week 6 folder.

*Our second sound this week is




oo

like in boot and zoo

* Complete the **Soundwaves page** for 'oo'. Use lead pencil for the writing and take care with your colouring.

*Complete the handwriting page for 'j'

* Practise your Magic Words or HFW using an idea from the **Word and Sound Activities** sheet.



Upload a photo of your work to Google Classroom in the Week 6 folder.

*Complete 2 of the online Soundwaves "Extra Games and Activities." for the sound-



oo

www.soundwaveskids.com.au

u

Password -

aunt832

*The sound can be found in - **Terms 2–4, Phase 2: Discovering Graphemes**

OR

* Think of 5 words that have the 'oo' sound. E.g, spoon, boot or zoo. Write them in your book and draw a picture to match the words.

*Complete Soundwaves **Blackline Masters – Decodable Reader (DR37)** worksheets by reading the sentence and drawing a picture to match. You can also cut these up and staple them together to make a book. If you do not have a printer, you can copy the sentences and complete the activity in your book.

* Practise your Magic Words or HFW using an idea from the **Word and Sound Activities** sheet.

Break







Break

Break

Break

Break

Break

| | | | | | |
|----------------------|-------------------------------------------------------------------------------------------------------------------------------------------------------------------------------------------------------------------------------------------------------------------------------------------------------------------------------------------------------------------------------------------------------------------------------------------------------------------------------------------------------------------------------------------------------------------------------------------------------------------------------------------------------------------------------------------------------------------------------------------------------------|------------------------------------------------------------------------------------------------------------------------------------------------------------------------------------------------------------------------------------------------------------------------------------------------------------------------------------------------------------------------------------------------------------------------------------------------------------------------------------------------------------------------------------------------------------------|--------------------------------------------------------------------------------------------------------------------------------------------------------------------------------------------------------------------------------------------------------------------------------------------------------------------------------------------------------------------------------------------------------------------------------------------------------------------------------------------------------------------------------------------------------------------------------------------------------------------------------------------|---------------------------------------------------------------------------------------------------------------------------------------------------------------------------------------------------------------------------------------------------------------------------------------------------------------------------------------------------------------------------------------------------------------------------------------------------------------------------------------------------------------------------|---------------------------------------------------------------------------------------------------------------------------------------------------------------------------------------------------------------------------------------------------------------------------------------------------------------------------------------------------------------------------------------------------------------------------------------------------------------------------------------------------------------------------------------------------------------------------------------------------------------------------------------------------------------------------------------------------------------------------------------------------------------------------------------------------------------------|
| <p>Middle</p> | <p>Mathematics</p> <p>*Maths Mentals: Sunday, Monday, _____ _____, Thursday, Friday</p> <p>*Listen to the story 'Bigger, Better, Best' https://www.youtube.com/watch?v=Mm1ySHZFsAw&t=59s</p> <p>*Trace your foot on a piece of paper. Cut the shape out and cover the area with blocks. Count how many blocks fill the space.</p> <p>*Finish the sentence, 'My foot has an area of _____ blocks.'</p>  <p>Complete 2 Mathletics tasks. Log in to Mathletics https://login.mathletics.com</p> | <p>Mathematics</p> <p>*Play 'Race to 100' with a family member. Take turns to roll the dice and move the corresponding number of spaces. The first person to reach 100 wins.</p> <p>*Create your own 'Area Robot'. Choose a name for your robot. Count the squares for each body part of your robot and complete the worksheet. Glue the sheet in your workbook.</p>  <p><u>Upload a photo of your work to Google Classroom in the Week 6 folder.</u></p> | <p>Mathematics</p> <p>*<u>Maths Mentals:</u></p>  <p>What is the time?</p> <p>*Area at the Zoo - Complete the worksheet by colouring in the squares where you can see part of an animal. Count the coloured squares and record the amount underneath the animal. Glue the sheet in your workbook.</p>  <p>*Complete 2 Mathletics tasks. Log in to Mathletics https://login.mathletics.com/</p> | <p>Mathematics</p> <p>*Complete the 'Pattern Scavenger Hunt' by finding different patterns around your house.</p> <p>*Go for a walk and collect 3 different sized/shaped leaves. Trace each leaf and then cover the surface using blocks or pieces of pasta. Which leaf has the largest area? Which one has the smallest area?</p>  <p><u>Upload a photo of your work to Google Classroom in the Week 6 folder.</u></p> | <p>Mathematics</p> <p>*Maths Mentals: </p> <p>*Explain to a family member why?</p> <p>*Watch and sing along to 'Count by 5's' https://www.youtube.com/watch?v=amxVL9KUmq8</p> <p>*Complete the 'Count by 5's' worksheet by cutting and pasting all the missing numbers. Glue the sheet in your workbook.</p> <p>*Play the Number Bubble game. https://www.abcya.com/games/number_bubble_s_kip_counting</p> <p>*Complete 2 Mathletics tasks. Log in to Mathletics https://login.mathletics.com</p> |
|----------------------|-------------------------------------------------------------------------------------------------------------------------------------------------------------------------------------------------------------------------------------------------------------------------------------------------------------------------------------------------------------------------------------------------------------------------------------------------------------------------------------------------------------------------------------------------------------------------------------------------------------------------------------------------------------------------------------------------------------------------------------------------------------|------------------------------------------------------------------------------------------------------------------------------------------------------------------------------------------------------------------------------------------------------------------------------------------------------------------------------------------------------------------------------------------------------------------------------------------------------------------------------------------------------------------------------------------------------------------|--------------------------------------------------------------------------------------------------------------------------------------------------------------------------------------------------------------------------------------------------------------------------------------------------------------------------------------------------------------------------------------------------------------------------------------------------------------------------------------------------------------------------------------------------------------------------------------------------------------------------------------------|---------------------------------------------------------------------------------------------------------------------------------------------------------------------------------------------------------------------------------------------------------------------------------------------------------------------------------------------------------------------------------------------------------------------------------------------------------------------------------------------------------------------------|---------------------------------------------------------------------------------------------------------------------------------------------------------------------------------------------------------------------------------------------------------------------------------------------------------------------------------------------------------------------------------------------------------------------------------------------------------------------------------------------------------------------------------------------------------------------------------------------------------------------------------------------------------------------------------------------------------------------------------------------------------------------------------------------------------------------|



* Choose a Level 1 or Level 2 Beat the Clock Sheet.

- Complete the Monday column on your sheet.

- Time how long it takes for you to complete the addition facts.

- Write your time in the Monday box.



- Complete the Tuesday column on your sheet.

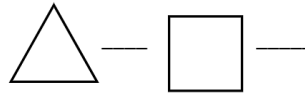
- Time how long it takes for you to complete the addition facts.

- Write your time in the Tuesday box.



*Solve the word problem.

A table has 4 legs. How many legs do 2 tables have?



- Complete the Wednesday column on your sheet.

- Time how long it takes for you to complete the addition facts.

- Write your time in the Wednesday box.



- Complete the Thursday column on your sheet.





- Time how long it takes for you to complete the addition facts.

- Write your time in the Thursday box.






Circle your fastest time for the week? Did you get faster everyday?



*How many sides does each shape have?

| Break | Break | Break | Break | Break | Break |
|------------------|--------------------------------------------------------------------------------------------------------------------------------------------------------------------------------------------------------------------------------------------------------------------------------------------------------------------------------------------------------------------------------------------------------------------------------------------------------------------------------------------------------------------------------------------------------------------------|--------------------------------------------------------------------------------------------------------------------------------------------------------------------------------------------------------------------------------------------------------------------------------------------------------------------------------------------------------------------------------------------------------------------------------------------------------------------------------------------------------------------------------------------|---------------------------------------------------------------------------------------------------------------------------------------------------------------------------------------------------------------------------------------------------------------------------------------------------------------------------------------------------------------|--------------------------------------------------------------------------------------------------------------------------------------------------------------------------------------------------------------------------------------------------------------------------------------------------------------------------------------------------------------------------------------------------------------------------------------------------------------------------------------------------------------------------------------------------------------------------------------------------------------------------------------------------|--------------------------------------------------------------------------------------------------------------------------------------------------------------------------------------------------------------------------------------------------------------------------------------------------------------------------------------------------------------------------------------------------------------------------------------------------------------------------------------------------------------------------------------------------------------------------------------------------------------------------------------------------------------------------------------------------------------------------------------------------------------------------------------------------------------------------------------------------------------------------------------------------------------------------------------------------------------------------------------------------------------------------------------------------------------------------------------------|
| Afternoon | Science and Technology *Watch 'What is a habitat?' https://www.youtube.com/watch?v=ZrSWYE37MJ s *Can you think of any other animals and what their habitat might be?  *Choose from the worksheet a kangaroo, penguin or fish. Draw the perfect habitat for that animal and then glue the animal into the habitat. <u>Upload a photo of your work to Google Classroom in the Week 6 folder.</u> | PDHPE *Follow along with the Kids Daily Exercises video on YouTube https://www.youtube.com/watch?v=A0dkwlrC6ok or create your own workout. You could include; <ul style="list-style-type: none"> • Star jumps • High knees • Squats • Sit ups • Side leg raises • Bends Try to do at least 30 minutes of exercise. You might even go for a walk or bike ride with a family member. | Creative Arts- *Watch the Kids Art Hub video How to draw a lizard https://www.youtube.com/watch?v=RIwqUzOyLp4 AND/OR Complete the 'Blue Tongue Lizard' colouring sheet.  | Geography Caring for our School! *Open the 'Something is not right...' slides on Google Classroom. Look at each picture carefully and work out what is wrong (the places have not been cared for). <i>Explain how a school is one of the special places that we belong to, and we need to look after special places.</i> Complete the 'More of...' and 'Less of...' worksheet. E.g. 'More picking up rubbish'. 'Less leaving water running'. Optional Activity- Complete the 'Caring for our school' worksheet. Draw a picture or write a sentence about how you can take care of our school. | Friday FUN *Watch a movie or a show by yourself or with a family member. Don't forget to ask if you can have some snacks like popcorn or maltesers.  After the movie, complete the 'Movie review' worksheet. <div style="border: 1px dashed black; padding: 10px;"> <p>My movie review:</p> <p>Title: _____</p> <p>Director: _____</p> <div style="display: flex; justify-content: space-between;"> <div style="border: 1px dashed black; padding: 5px; width: 45%;"> <p>The best character looks like:</p>  </div> <div style="border: 1px dashed black; padding: 5px; width: 45%;"> <p>I would give this movie</p> <p>☆☆☆☆☆</p> </div> </div> <div style="border: 1px dashed black; padding: 5px; width: 45%;"> <p>Would you recommend this movie to a friend?</p> <p>😊 ☹️</p> </div> <p>My favourite part of the movie was:</p> <p>_____</p> <p>_____</p> </div> |

Additional/ Mindfulness Activities

| Task | Monday | Tuesday | Wednesday | Thursday | Friday |
|------|------------------------------------------------------------------------------------------------------------------------------------------------------------------------------------------------------------------------------------------------------------------------------------------------------------------------------------------------------------------------------|-------------------------------------------------------------------------------------------------------------------------------------------------------------------------------------------------------------------------------------------------------------------------------------------------------------------------------------------------------------------------------------------------------------------------------------------------|------------------------------------------------------------------------------------------------------------------------------------------------------------------------------------------------------------------------------------------------------------------------------------------------------------------------------------------------------|-------------------------------------------------------------------------------------------------------------------------------------------------------------------------------------------------------------------------------------------------------------------------------------------------------------------------------------------------------------------------------------------------------------------------------------------------------------------------------------------------------------|----------------------------------------------------------------------------------------------------------------------------------------------------------------------------------------------------------------------------------------------------------------------------------------------------|
| | <p>* Follow Mrs Attard's Rainbow yoga on Google Classroom or use the link below https://www.youtube.com/watch?v=dF7O6-Qablo</p>  <p>* Complete the Home Learning Activity for Aboriginal Education on 'Big Rain Coming'.</p> | <p>*Read a book on Wushka or a book from home to yourself or a family member.</p> <p>* Complete the online Soundwaves 'Extra Games and Activities.' for the sound -</p>  <p>oo u</p> <p>www.soundwaveskids.com.au</p> <p>Password -</p> <input data-bbox="725 884 871 935" type="text" value="aunt832"/> | <p>*Complete the Cosmic Yoga Adventure - Squish the Fish https://www.youtube.com/watch?v=LhYtcadR9nw</p>  <p>*Read a book on Wushka or a book from home to yourself or a family member.</p> | <p>*Plan a Treasure Hunt Plant little jewels or treasures in the garden. This could be toys or even some little items from the house.</p> <p>Then draw up a map with directions to find the treasure.</p> <p>For an ancient look, let some coffee or tea bags soak into the map. This to make it brown so it looks old, like a pirate map. You could also rip around the edges while the paper is wet.</p>  | <p>*Create a puppet show for your family. Use some old socks to create the puppets or make some finger puppets with paper. If you like, you can record your puppet show and upload it for everyone to see.</p>  |

Name: _____

Kindergarten Homework - Term 3, Week 6



This weeks sounds are:



oo, u like in took and put



oo like in room

| | MONDAY Tracing | TUESDAY Try your own | WEDNESDAY Try your own | THURSDAY Try your own |
|----------|-------------------|-------------------------|---------------------------|--------------------------|
| brother | brother | | | |
| birthday | birthday | | | |
| came | came | | | |
| party | party | | | |
| sister | sister | | | |

Read and trace the sentence


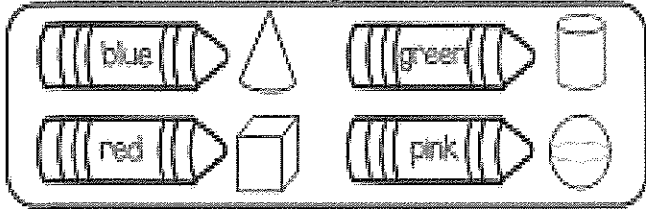
My brother came to my birthday party.

Write a sentence using the word 'party'

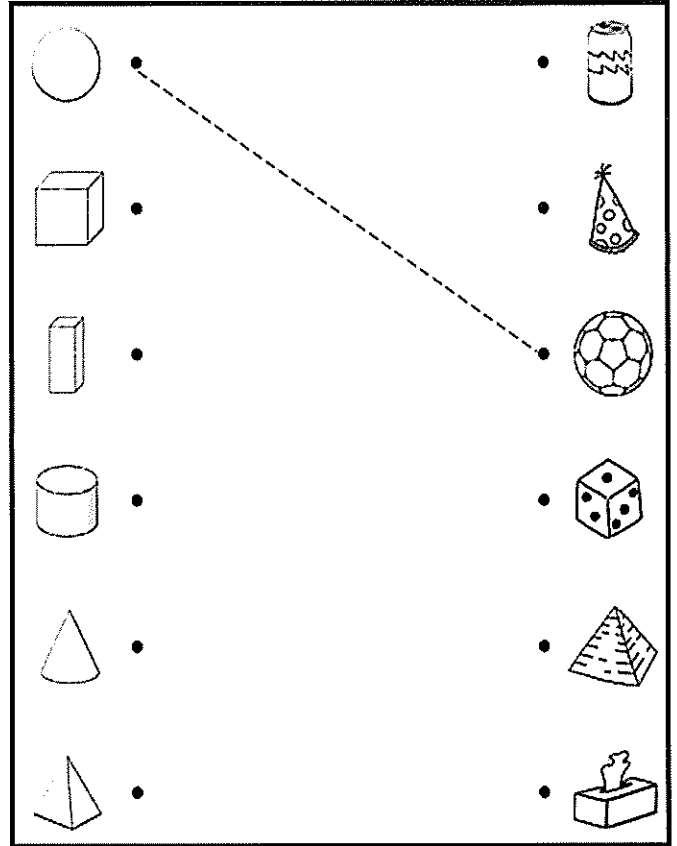
Wushka - Log in to Wushka and choose a book to read to an adult

Name of the book you read: _____ Level: _____

Colour the 3D objects



Match the 3D objects to the everyday 3D objects.



says

brother

how

could

book

birthday

what

next

good

came

very

who

over

party

going

smiled

made

sister

home

before

would

always

make

why

so

stayed

stop


babies

away

put




oo u

1 **Colour** the letter or letters for  in each List Word.

took good put

2 **Circle** the picture if you hear  in the picture name.



3 **Write** a letter in each space to finish each word. **Colour** the letters for  in each word.



__ull



__ush



__ush



foo__



woo__




loo__

4 **Finish** the sentences with the words from the book.

Can I _____ my hat on?

The dog _____ my sock.

I had a _____ day.

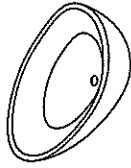


Name: _____

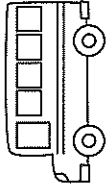
BEGINNING SOUNDS



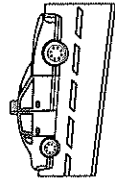
__og




__ub



__us



__ab



__un



__in



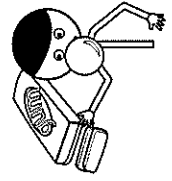
__at



__at

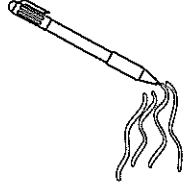


__ub



__um

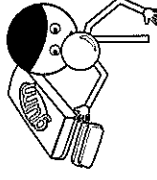
BEGINNING SOUNDS



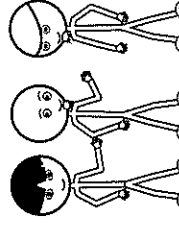
__en



__id




__um



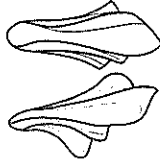
__en



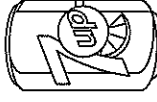
__sip



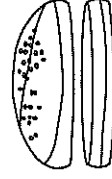
__an



__ag



__an





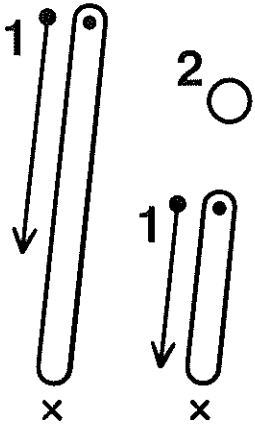
__un



__in

Name: _____

Date: _____


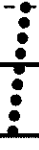


i

i

insect

igloo

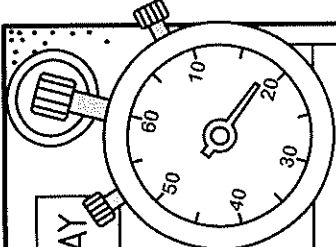


Copyright © Tweet Resources


My letters are neat.

My letters sit on line.

My letters have spaces.



| MONDAY | TUESDAY | WEDNESDAY | THURSDAY |
|------------------------------|------------------------------|-----------|----------|
| | | | |
| TUESDAY | | | |
| $5 + 2 = \underline{\quad}$ | $10 + 2 = \underline{\quad}$ | | |
| $2 + 2 = \underline{\quad}$ | $8 + 2 = \underline{\quad}$ | | |
| $10 + 2 = \underline{\quad}$ | $2 + 2 = \underline{\quad}$ | | |
| $8 + 2 = \underline{\quad}$ | $9 + 2 = \underline{\quad}$ | | |
| $7 + 2 = \underline{\quad}$ | $7 + 2 = \underline{\quad}$ | | |
| $1 + 2 = \underline{\quad}$ | $6 + 2 = \underline{\quad}$ | | |
| $9 + 2 = \underline{\quad}$ | $4 + 2 = \underline{\quad}$ | | |
| $6 + 2 = \underline{\quad}$ | $5 + 2 = \underline{\quad}$ | | |
| $4 + 2 = \underline{\quad}$ | $1 + 2 = \underline{\quad}$ | | |
| $3 + 2 = \underline{\quad}$ | $3 + 2 = \underline{\quad}$ | | |




+2

© hannahandcaught

| WEDNESDAY | THURSDAY |
|------------------------------|------------------------------|
| $7 + 2 = \underline{\quad}$ | $1 + 2 = \underline{\quad}$ |
| $8 + 2 = \underline{\quad}$ | $3 + 2 = \underline{\quad}$ |
| $1 + 2 = \underline{\quad}$ | $7 + 2 = \underline{\quad}$ |
| $5 + 2 = \underline{\quad}$ | $9 + 2 = \underline{\quad}$ |
| $4 + 2 = \underline{\quad}$ | $8 + 2 = \underline{\quad}$ |
| $9 + 2 = \underline{\quad}$ | $4 + 2 = \underline{\quad}$ |
| $10 + 2 = \underline{\quad}$ | $6 + 2 = \underline{\quad}$ |
| $2 + 2 = \underline{\quad}$ | $5 + 2 = \underline{\quad}$ |
| $3 + 2 = \underline{\quad}$ | $10 + 2 = \underline{\quad}$ |
| $6 + 2 = \underline{\quad}$ | $2 + 2 = \underline{\quad}$ |

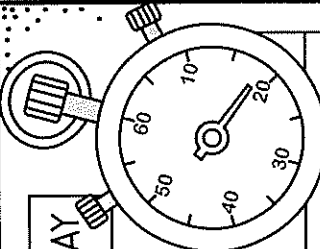
TEACHER TEST:

Level 1




+2

© hannahandcaught



| MONDAY | TUESDAY | WEDNESDAY | THURSDAY |
|------------------------------|------------------------------|-----------|----------|
| MONDAY | | | |
| $5 + 2 = \underline{\quad}$ | $10 + 2 = \underline{\quad}$ | | |
| $2 + 2 = \underline{\quad}$ | $17 + 2 = \underline{\quad}$ | | |
| $14 + 2 = \underline{\quad}$ | $8 + 2 = \underline{\quad}$ | | |
| $10 + 2 = \underline{\quad}$ | $2 + 2 = \underline{\quad}$ | | |
| $22 + 2 = \underline{\quad}$ | $18 + 2 = \underline{\quad}$ | | |
| $8 + 2 = \underline{\quad}$ | $9 + 2 = \underline{\quad}$ | | |
| $7 + 2 = \underline{\quad}$ | $7 + 2 = \underline{\quad}$ | | |
| $1 + 2 = \underline{\quad}$ | $6 + 2 = \underline{\quad}$ | | |
| $12 + 2 = \underline{\quad}$ | $19 + 2 = \underline{\quad}$ | | |
| $9 + 2 = \underline{\quad}$ | $4 + 2 = \underline{\quad}$ | | |
| $6 + 2 = \underline{\quad}$ | $5 + 2 = \underline{\quad}$ | | |
| $13 + 2 = \underline{\quad}$ | $1 + 2 = \underline{\quad}$ | | |
| $4 + 2 = \underline{\quad}$ | $16 + 2 = \underline{\quad}$ | | |
| $3 + 2 = \underline{\quad}$ | $3 + 2 = \underline{\quad}$ | | |
| $15 + 2 = \underline{\quad}$ | | | |




+2

© kaurangandcough

| WEDNESDAY | THURSDAY |
|------------------------------|------------------------------|
| $7 + 2 = \underline{\quad}$ | $1 + 2 = \underline{\quad}$ |
| $8 + 2 = \underline{\quad}$ | $3 + 2 = \underline{\quad}$ |
| $14 + 2 = \underline{\quad}$ | $16 + 2 = \underline{\quad}$ |
| $1 + 2 = \underline{\quad}$ | $7 + 2 = \underline{\quad}$ |
| $11 + 2 = \underline{\quad}$ | $9 + 2 = \underline{\quad}$ |
| $5 + 2 = \underline{\quad}$ | $17 + 2 = \underline{\quad}$ |
| $4 + 2 = \underline{\quad}$ | $8 + 2 = \underline{\quad}$ |
| $12 + 2 = \underline{\quad}$ | $4 + 2 = \underline{\quad}$ |
| $9 + 2 = \underline{\quad}$ | $6 + 2 = \underline{\quad}$ |
| $15 + 2 = \underline{\quad}$ | $18 + 2 = \underline{\quad}$ |
| $10 + 2 = \underline{\quad}$ | $5 + 2 = \underline{\quad}$ |
| $2 + 2 = \underline{\quad}$ | $10 + 2 = \underline{\quad}$ |
| $3 + 2 = \underline{\quad}$ | $19 + 2 = \underline{\quad}$ |
| $13 + 2 = \underline{\quad}$ | $2 + 2 = \underline{\quad}$ |
| $6 + 2 = \underline{\quad}$ | $20 + 2 = \underline{\quad}$ |

TEACHER TEST:




Level 2



+2

© kaurangandcough

Draw a habitat for these animals in your book and paste in the animal.




Home Learning Week 6 Aboriginal Education Policy: 1.1.3

NSW DoE Curriculum English: Objective A Reading and Viewing - ENe-4A

Reading and Viewing, 'Big Rain Coming'

What to do:

- watch the shared reading video - listening [Big Rain Coming - Katrina Germein - YouTube](#) (illustrated by Bronwyn Bancroft)
- discuss the character of Old Stephen. What does he look like? What is his personality? Is he happy, sad, calm?
- talk to an adult about what you liked about this story. Look at the patterns in the illustrations
- draw Old Stephen and make bright patterns behind him like in the book. He could be standing in a field, out in the rain or in front of a forest of trees.



Setting

Characters

Problem

Solution

BLM GM118

F GM117 & 118

Match Up: Words to Pictures

F GM118

book

F GM118

bull

F GM118

foot

F GM118

cook

F GM118

wool

F GM118

pull

F GM118

wood

F GM118

push

F GM118

hook

F GM118

look

F GM118

hood

F GM118

full

F GM117



F GM117



F GM117



F GM117



F GM117



F GM117



F GM117



F GM117



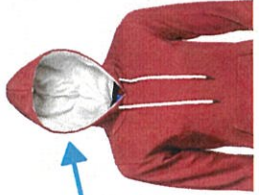
F GM117



F GM117



F GM117



F GM117




BLM GM117

F GM117 & 118


Match Up: Words to Pictures

My robot's name is

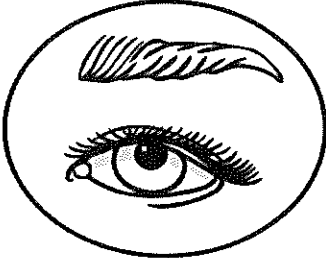
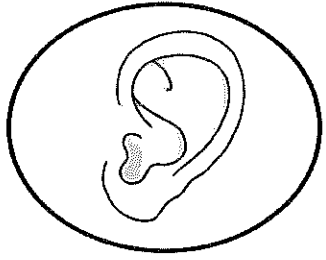
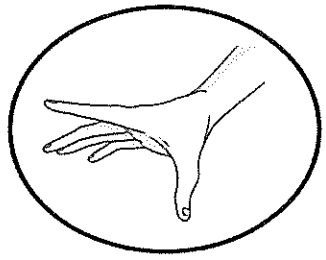
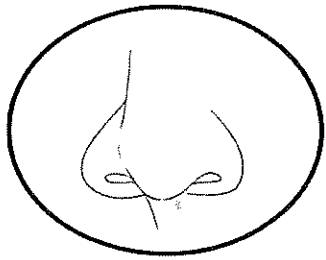
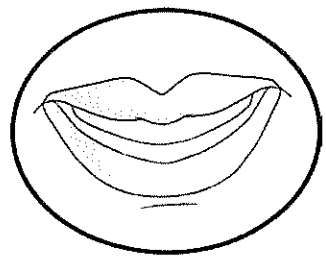
| Body Parts | Area |
|------------|------|
| Head | |
| Neck | |
| Body | |
| Arms | |
| Legs | |



The area of my
robot is _____
squares.



My 5 Senses Field Walk

| | |
|--------------------------------------------------------------------------------------------------------|--|
| <p>I can see</p>  | |
| <p>I can hear</p>  | |
| <p>I can feel</p>  | |
| <p>I can smell</p>  | |
| <p>I can taste</p>  | |



1 **Colour** the letters for  in each List Word.

room cool too

2 **Write** a stroke on the line for each sound you hear in the picture name.









2



3 **Write** the letter for the last sound in each word. **Colour** the letters for  in each word.



moo_____



boo_____



roo_____

4 **Finish** the sentences with the words from the boot.

This is my _____.



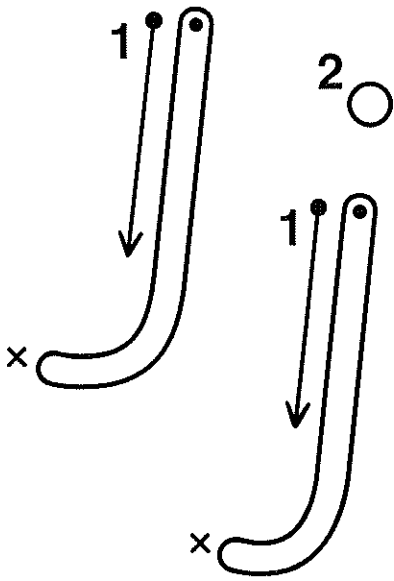
Can I play _____?

It is _____ in the pool.



Name: _____

Date: _____



just

June

jar

jam



J J J J J J



J



j j j j j j




j

Copyright © Tweet Resources


My letters are neat.

My letters sit on line.

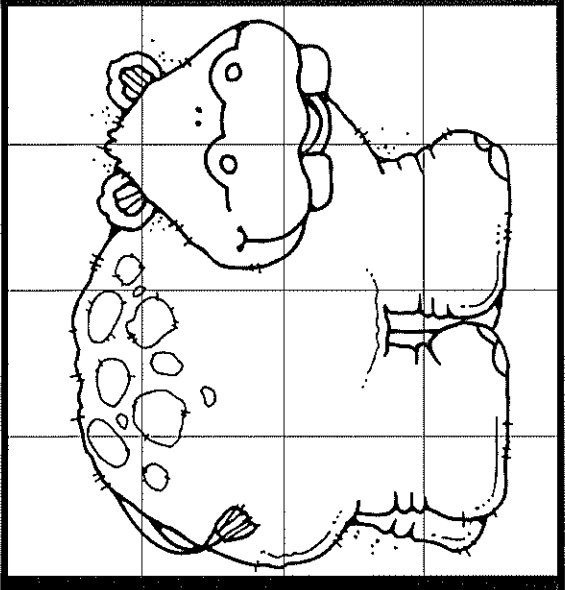
My letters have spaces.



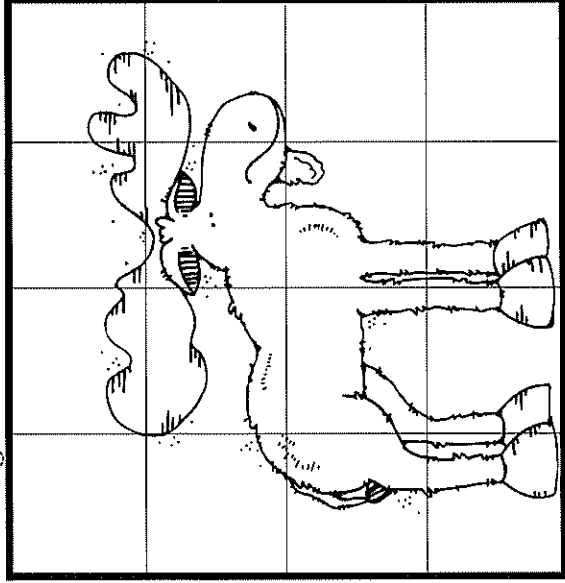
The area of the _____
alligator is _____.



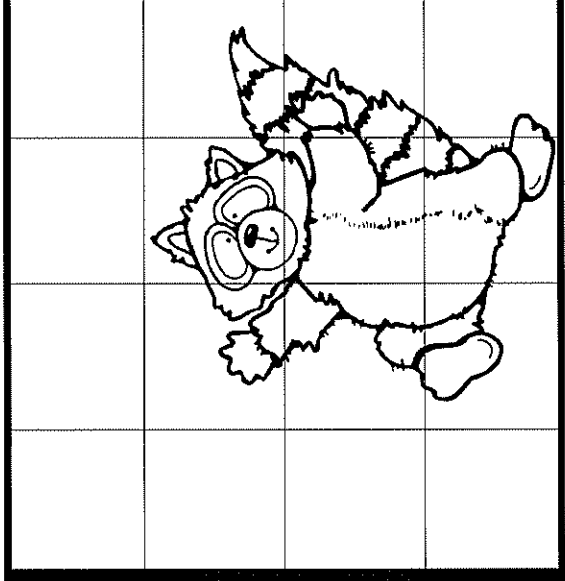
The area of the _____
bear is _____.



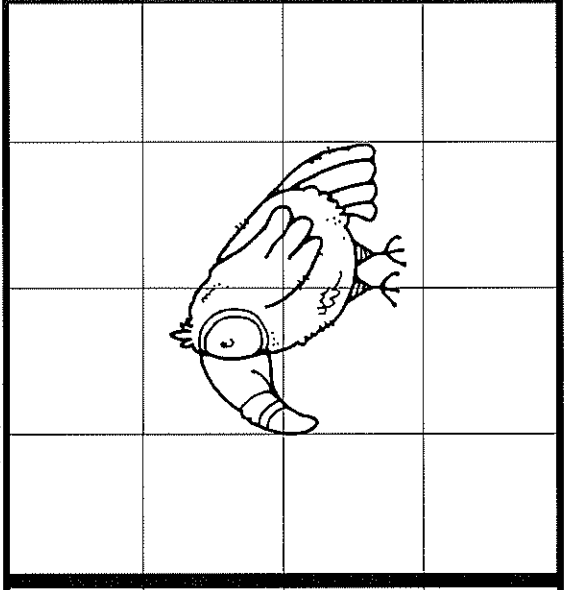
The area of the _____
hippo is _____.



The area of the _____
moose is _____.



The area of the _____
raccoon is _____.



The area of the _____
bird is _____.


BLUE TONGUE LIZARD




Pattern Hunt



Can you find these patterns around the house?
Color them in as you spot them!



Spots



Stripes




Zig Zags




Spiral




Animal Print



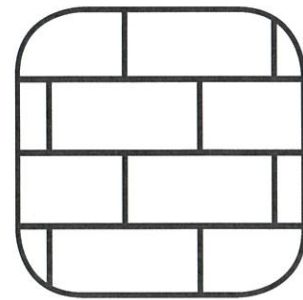
Wavy Lines



Check
(Squares)



Floral
(Flowers)




Tiled
(Brick)

MORE OR LESS!

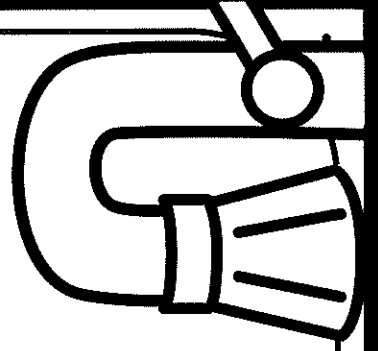
Name: _____

Date: _____

MORE of this...



LESS of this...




Name: _____

Date: _____

Caring For Our SCHOOL!




How can we look after our school?



Parts of a Lizard

Cut and stick the parts of a lizard to complete the diagram.




visit [twinkl.com](https://www.twinkl.com)



| | | | |
|-----|--------|------|------|
| leg | tail | skin | body |
| eye | tongue | claw | |

Name: _____

A



Cut the pictures and paste them in the correct word family house.
Write the word for each picture in each house.

an

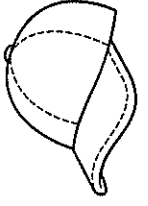
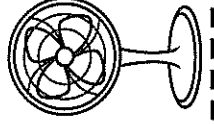
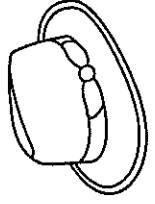
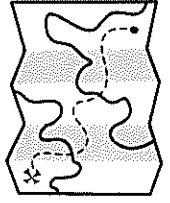
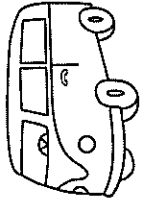

| | |
|---------|-------|
| 1 _____ | _____ |
| 2 _____ | _____ |
| 3 _____ | _____ |

ap

| | |
|---------|-------|
| 1 _____ | _____ |
| 2 _____ | _____ |
| 3 _____ | _____ |

at

| | |
|---------|-------|
| 1 _____ | _____ |
| 2 _____ | _____ |
| 3 _____ | _____ |



The fan makes this room cool.

3

Your ball is too big to fit in this bag.

5

Two pigs are in the mud to get cool.

I have to do some jobs in this room.

4


There are two girls who can run fast.

6











It is too far to ride to the farm.

Name: _____











Count by 5's



Paste the missing numbers to count by 5's.

| | | | | |
|-------------------------------------------------------------------------------------|-------------------------------------------------------------------------------------|-----------------------------------------------------------------------------------|--------------------------------------------------------------------------------------|---------------------------------------------------------------------------------------|
|  |  | |  | |
| |  |  | |  |
|  | | |  | |
| |  | | |  |

© My Teaching Pal

| | | | | |
|-------------------------------------------------------------------------------------|-------------------------------------------------------------------------------------|-------------------------------------------------------------------------------------|--------------------------------------------------------------------------------------|---------------------------------------------------------------------------------------|
|  |  |  |  |  |
|  |  |  |  |  |

My movie review:

Title: _____


Director: _____

The best character looks like:

I would give this movie



Would you recommend this movie to a friend?



My favourite part of the movie was:
