





Teaching & Learning Activities – Early Stage 1

Term 3 - Week 10, 2021– All activities should be completed in your homework book, a lined/workbook or on A4 paper.



	Monday	Tuesday	Wednesday	Thursday	Friday
Task	Can you put the dishes away?	Can you make your own lunch?	Can you take your pet for a walk?	Can you help clean the table after dinner?	Can you make your bed?
Homework	Complete your Homework Sheet				
Morning	<p>English</p> <p>* Write your High Frequency Words (HFW) in your book.</p> <p style="text-align: center;">always, why, stayed, babies, put</p> <p>*Choose 3 of the HFW's and put them each in a sentence.</p> <p>*Complete the 'Digital Tasks Lowercase Match' activity on Google Classroom.</p> <p><u>Don't forget to submit it in when you are finished</u></p> <p style="text-align: center;">OR</p> <p>*Complete the 'Writing Capital Letters' worksheet.</p>	<p>English</p> <p>* Listen to Mrs Attard read the story 'Hunwick's Egg' on Google Classroom.</p> <p style="text-align: center;">OR</p> <p>Listen to the YouTube story Hunwick's Egg https://www.youtube.com/watch?v=Tj1nWOu3xWw</p>  <p>*Discuss with a family member; Where did Hunwick live? What type of animal is Hunwick?</p> <p>What other Australian</p>	<p>English</p> <p>*Listen to the story on YouTube 'How I became a pirate' https://www.youtube.com/watch?v=y4m_BW5yddU</p>  <p>*Complete the 'If I were a pirate...' worksheet.</p> <p style="text-align: center;"><u>Upload a photo of your work to Google Classroom in the Week 10 folder.</u></p>	<p>English</p> <p>*Listen to some facts about the bilby on the YouTube video Greater Bilby Keeper Talk at Taronga Zoo Sydney with Hayden and Grace https://www.youtube.com/watch?v=goaV2nFRj</p>  <p>*Discuss and share with a family member some facts you learnt about bilbies.</p>	<p>English</p> <p>*Complete 'CVC Revision' worksheets. There are 2 levels to choose from.</p> <p>*Make a pirate map!</p>  <p>1.Mix a tea bag and some coffee into a bowl of warm water. Put a cloth under the paper and sponge the mixture onto the piece of paper. Repeat with another piece of paper. Leave to dry.</p>

Middle

Mathematics

*Maths Mentals:



*Watch **Counting on Song**

<https://www.youtube.com/watch?v=p2W0I06Nq5s>

*Complete the **'Pirate Addition Colour by Number'** worksheet. Glue the sheet in your workbook.



Mathematics

*Play **'Pirate Roll and Cover'**. You could also play with a family member. The person with the most counters at the end wins.

*Complete the **'Let's Learn about Patterns'** activity on Google Classroom.

Don't forget to submit/turn it in when you are finished
AND/OR

*Complete the **'Apple Pattern'** worksheet. Glue the sheet in your workbook.




Mathematics

*Maths Mentals: How many balloons are there? If I popped 5 balloons, how many would be left?



*Watch **When you Subtract With a Pirate**
<https://www.youtube.com/watch?v=QkPa9V2wtZs>

*Complete the **'Pirate Subtraction Colour by Number'** worksheet. Glue the sheet in your workbook.




Mathematics

*Complete the **Pirate I-Spy** by recording how many of each item you can find on the sheet.

*Watch **Story Monster Presents: So Heavy So Light**
<https://www.youtube.com/watch?v=gMKs-GAP37U>

*Complete **'Light and Heavy'** Worksheet. Glue the sheet in your workbook.



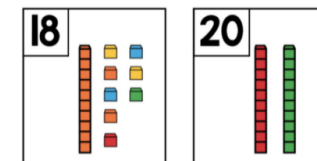
Upload a photo of your work to Google Classroom in the Week 10 folder.

Mathematics

*Maths Mentals: Double 4 =
Double 6 =

*Dance and sing along to the **'Place Value Song for Kids'**
<https://www.youtube.com/watch?v=a4FXI4zb3E4>

*Complete the **'Making Numbers'** worksheet by colouring in the base ten blocks to make the number. Glue the sheet in your workbook.



***Complete 2 Mathletics tasks.** Log in to Mathletics
<https://login.mathletics.com>



* Choose a Level 1 or Level 2 Beat the Clock Sheet.

- Complete the Monday column on your sheet.

- Time how long it takes for you to complete the addition facts.

- Write your time in the Monday box.

Complete 2 Mathletics tasks.

Log in to Mathletics
<https://login.mathletics.com>



*If 12 hamburgers are equally shared between 3 friends, how many hamburgers do they each get?



- Complete the Tuesday column on your sheet.

- Time how long it takes for you to complete the addition facts.

- Write your time in the Tuesday box.



* Complete the Wednesday column on your sheet.

- Time how long it takes for you to complete the addition facts.

- Write your time in the Wednesday box.



* Complete the Thursday column on your sheet.

- Time how long it takes for you to complete the addition facts.

- Write your time in the Thursday box.

Circle your fastest time for the week? Did you get faster everyday?



*Fill in the missing numbers:

4, __, 8, __, 12, 14

Break






Break

Break






Break

Break

Break

<p>Afternoon</p>	<p>Science and Technology</p> <p>*Watch Sesame Street: Who's Alive? https://www.youtube.com/watch?v=giWqEPNLtBo</p>  <p>*This week go for a walk in your backyard or to a park (with an adult) and collect some nature items that are different colours. Can you make a nature rainbow?</p> 	<p>Geography Community Helpers!</p> <p><i>*In our local community (where we live), we have special people that help keep the community safe and look after it.</i></p> <p>Police, doctors, teachers, bin collectors and mailmen are all different community workers. Can you think of any helpers too? How do they help the community?</p> <p>*Complete the 'Community Helpers' worksheet by matching the community members to pictures and finishing the sentence 'Community helpers help us by...'</p> 	<p>Creative Arts</p> <p>Pirate craft *You will need a spare piece of white paper, template provided, pencils, crayons or paint.</p> <ol style="list-style-type: none"> 1. Pick your favourite pirate face and add your own facial details to the pirate face. 2. Colour the pirate brightly with crayons or other colours. Cut out. 2. Paint or colour another sheet with horizontal lines. 3. Glue the pirate picture on top.  <p><u>Upload a photo of your artwork to Google Classroom in the Week 10 folder.</u></p>	<p>PDHPE * This week you will be learning about strengths and challenges.</p> <p>*Read through the "Strengths Powerpoint" on Google Classroom in the Week 10 folder.</p> <p>*Complete the 'My strengths and challenges' worksheet. There is an example on Powerpoint.</p> <p>*Move along to the Just Dance Routine- A Pirate you shall be https://www.youtube.com/watch?v=oe_HDfdmM</p> <p style="text-align: center;">AND</p> <p>Move along to the Go Noodle- Koo Koo Kanga Roo - Pirate Prep (Dance-A-Long) https://www.youtube.com/watch?v=e0pc5J1xkrk</p>	<p>Friday FUN</p> <p>*Indoor Scavenger Hunt. Can you find all the items in your house?</p>  <p>*Choose 2 things to do this afternoon that make you happy (eg. Dance, meditate, yoga, baking, FaceTime a family member that doesn't live with you)</p>
-------------------------	--	--	---	---	--

Additional/ Mindfulness Activities

Task	Monday	Tuesday	Wednesday	Thursday	Friday
	<p>*Find your pirate name using the first letter of your name and the month you were born in.</p>  <p>Teacher Pirate Names</p> <p>Miss Chaffer One Eye McScurvey</p> <p>Mrs Attard Madman Long Beard</p> <p>Mrs Madanowski Matey O'Riley</p> <p>*Use the 'Pirate Flag' worksheet and design your own pirate flag.</p> 	<p>*Make some Pirate Finger Puppets.</p>  <p>*Perform a puppet show for your family using the finger puppets you have made.</p> <p>*Read a book from Wushka and answer the comprehension questions. Record the book you read.</p>	<p>*Complete the Cosmic Yoga Adventure- Pirate Kids Yoga</p> <p>https://www.youtube.com/watch?v=Gldw-_9bIXM</p>  <p>*Complete the 'Pirate themed dot-to-dot' worksheet and then colour it in. There are 3 levels to choose from. How smart are you feeling?</p>	<p>*Complete the Pirate Colouring in. Try to find a quiet place and take your time to colour in.</p>  <p>*Read a book from Wushka and answer the comprehension questions. Record the book you read.</p>	<p>*Complete any or all the Kids Art Hub YouTube videos</p> <p>How to draw a cartoon pirate https://www.youtube.com/watch?v=mvYF2qEiNMI</p> <p>How to draw a pirate ship https://www.youtube.com/watch?v=5FZLrWwcCNk</p> <p>How to draw a treasure chest https://www.youtube.com/watch?v=jOF8jSzD76I</p>

Name: _____



Kindergarten Homework - Term 3, Week 10

	MONDAY Tracing	TUESDAY Try your own	WEDNESDAY Try your own	THURSDAY Try your own
<i>always</i>	<i>always</i>			
<i>why</i>	<i>why</i>			
<i>stayed</i>	<i>stayed</i>			
<i>babies</i>	<i>babies</i>			
<i>put</i>	<i>put</i>			


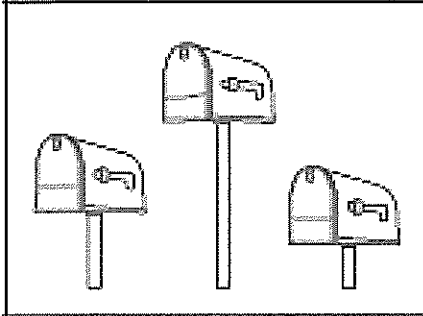

Wushka - Log in to Wushka and choose a book to read to an adult

Name of the book you read: _____ Level: _____


Write a sentence about the book if you can


Write a sentence about your favourite thing this Term


Colour the tallest object in each group.

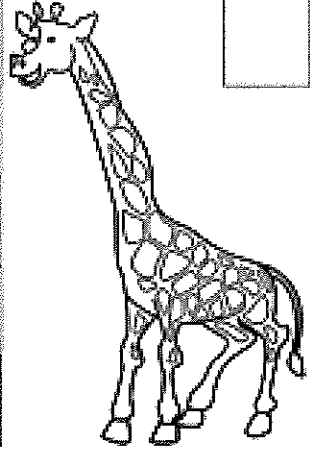


Write the height of each animal in the box.

5		<input type="text"/>
4		
3		
2		
1		

5		<input type="text"/>
4		
3		
2		
1		

5		<input type="text"/>
4		
3		
2		
1		

5		<input type="text"/>
4		
3		
2		
1		

Write the capital letter next to the lower case letter.

c _ _

d _ _

e _ _

f _ _

g _ _

i _ _

j _ _

k _ _

l _ _

m _ _

o _ _

p _ _

q _ _

r _ _

s _ _

u _ _

v _ _

w _ _

x _ _

y _ _

a 

b _ _

h _ _




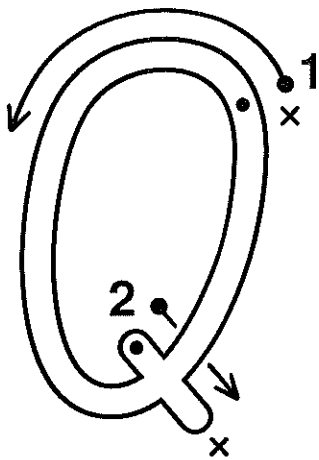
n _ _

t _ _

z _ _

Name: _____





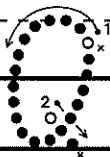
Date: _____



quick

quilt

queen



Copyright © Toots Resources

My letters are neat.

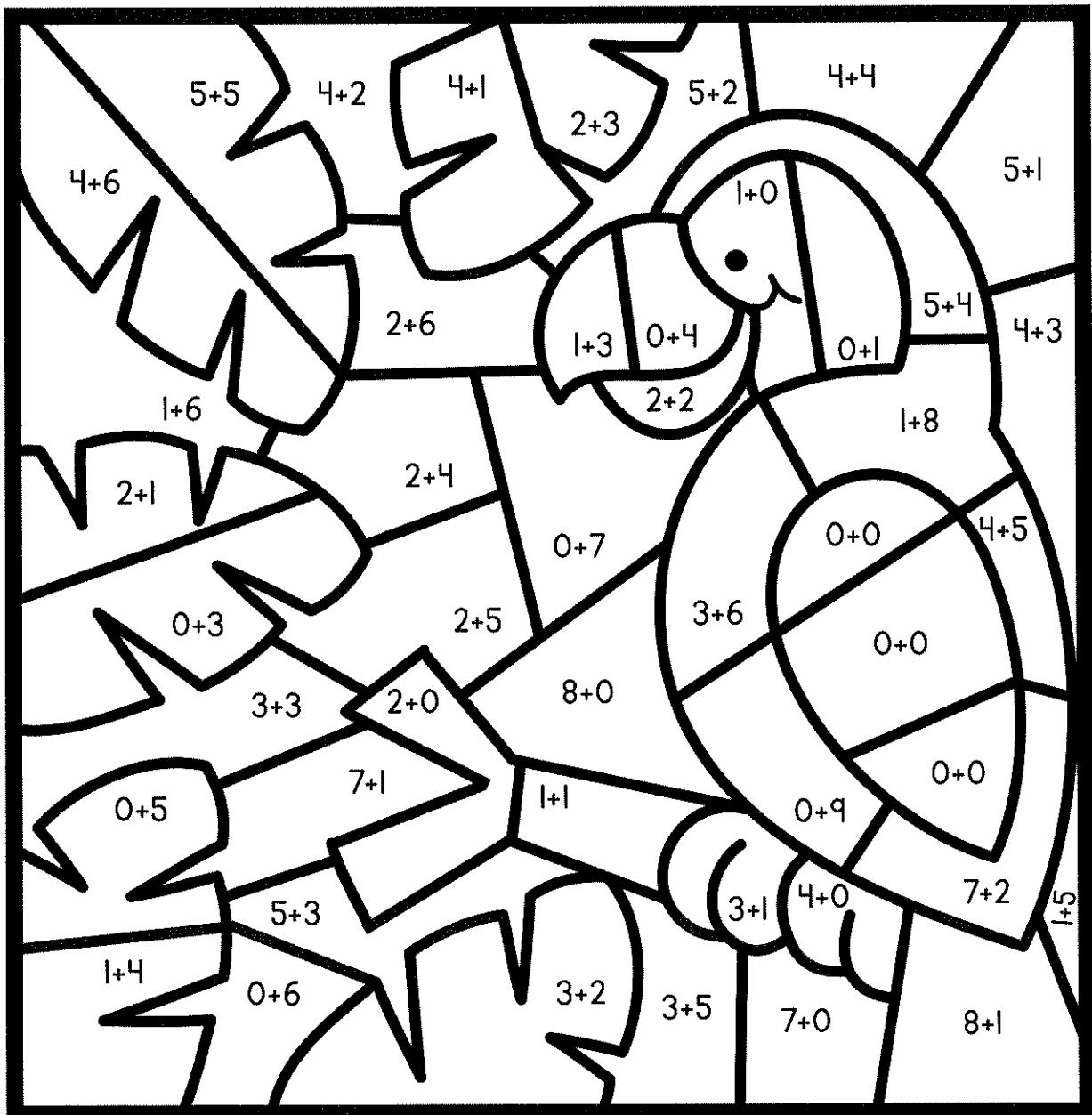
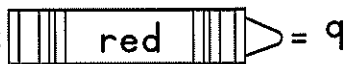
My letters sit on line.

My letters have spaces.

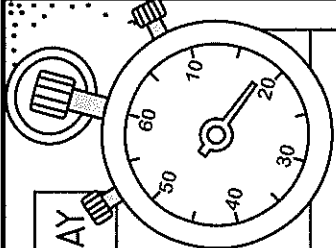
Name: _____ Date: _____

Color by Number


Directions: Color the picture by matching the sums to the colors below.




MONDAY	TUESDAY	WEDNESDAY	THURSDAY




MONDAY	TUESDAY
$5 + 5 = \underline{\quad}$	$3 + 3 = \underline{\quad}$
$2 + 2 = \underline{\quad}$	$10 + 10 = \underline{\quad}$
$3 + 3 = \underline{\quad}$	$1 + 1 = \underline{\quad}$
$1 + 1 = \underline{\quad}$	$6 + 6 = \underline{\quad}$
$4 + 4 = \underline{\quad}$	$8 + 8 = \underline{\quad}$
$10 + 10 = \underline{\quad}$	$4 + 4 = \underline{\quad}$
$9 + 9 = \underline{\quad}$	$2 + 2 = \underline{\quad}$
$8 + 8 = \underline{\quad}$	$9 + 9 = \underline{\quad}$
$6 + 6 = \underline{\quad}$	$7 + 7 = \underline{\quad}$
$7 + 7 = \underline{\quad}$	$\quad + 5 = \underline{\quad}$




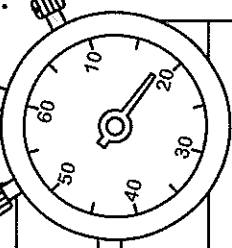


WEDNESDAY	THURSDAY
$1 + 1 = \underline{\quad}$	$6 + 6 = \underline{\quad}$
$9 + 9 = \underline{\quad}$	$4 + 4 = \underline{\quad}$
$3 + 3 = \underline{\quad}$	$2 + 2 = \underline{\quad}$
$7 + 7 = \underline{\quad}$	$3 + 3 = \underline{\quad}$
$5 + 5 = \underline{\quad}$	$10 + 10 = \underline{\quad}$
$4 + 4 = \underline{\quad}$	$8 + 8 = \underline{\quad}$
$10 + 10 = \underline{\quad}$	$1 + 1 = \underline{\quad}$
$2 + 2 = \underline{\quad}$	$5 + 5 = \underline{\quad}$
$8 + 8 = \underline{\quad}$	$7 + 7 = \underline{\quad}$
$6 + 6 = \underline{\quad}$	$9 + 9 = \underline{\quad}$




TEACHER TEST:
Level 1






MONDAY	TUESDAY	WEDNESDAY	THURSDAY
MONDAY	TUESDAY		
$5 + 5 = \underline{\quad}$	$3 + 3 = \underline{\quad}$		
$2 + 2 = \underline{\quad}$	$10 + 10 = \underline{\quad}$		
$3 + 3 = \underline{\quad}$	$1 + 1 = \underline{\quad}$		
$1 + 1 = \underline{\quad}$	$6 + 6 = \underline{\quad}$		
$4 + 4 = \underline{\quad}$	$8 + 8 = \underline{\quad}$		
$10 + 10 = \underline{\quad}$	$4 + 4 = \underline{\quad}$		
$9 + 9 = \underline{\quad}$	$2 + 2 = \underline{\quad}$		
$8 + 8 = \underline{\quad}$	$9 + 9 = \underline{\quad}$		
$6 + 6 = \underline{\quad}$	$7 + 7 = \underline{\quad}$		
$7 + 7 = \underline{\quad}$	$5 + 5 = \underline{\quad}$		
$8 + 8 = \underline{\quad}$	$11 + 11 = \underline{\quad}$		
$10 + 10 = \underline{\quad}$	$6 + 6 = \underline{\quad}$		
$12 + 12 = \underline{\quad}$	$8 + 8 = \underline{\quad}$		
$4 + 4 = \underline{\quad}$	$12 + 12 = \underline{\quad}$		
$9 + 9 = \underline{\quad}$	$30 + 30 = \underline{\quad}$		



WEDNESDAY	THURSDAY
$1 + 1 = \underline{\quad}$	$6 + 6 = \underline{\quad}$
$9 + 9 = \underline{\quad}$	$4 + 4 = \underline{\quad}$
$3 + 3 = \underline{\quad}$	$2 + 2 = \underline{\quad}$
$7 + 7 = \underline{\quad}$	$9 + 9 = \underline{\quad}$
$5 + 5 = \underline{\quad}$	$3 + 3 = \underline{\quad}$
$4 + 4 = \underline{\quad}$	$10 + 10 = \underline{\quad}$
$10 + 10 = \underline{\quad}$	$8 + 8 = \underline{\quad}$
$2 + 2 = \underline{\quad}$	$7 + 7 = \underline{\quad}$
$8 + 8 = \underline{\quad}$	$1 + 1 = \underline{\quad}$
$10 + 10 = \underline{\quad}$	$5 + 5 = \underline{\quad}$
$6 + 6 = \underline{\quad}$	$7 + 7 = \underline{\quad}$
$12 + 12 = \underline{\quad}$	$9 + 9 = \underline{\quad}$
$9 + 9 = \underline{\quad}$	$40 + 40 = \underline{\quad}$
$13 + 13 = \underline{\quad}$	$11 + 11 = \underline{\quad}$
$20 + 20 = \underline{\quad}$	$14 + 14 = \underline{\quad}$



TEACHER TEST:

Level 2



What is your PIRATE NAME?

First letter of your name...

A = Freebooter

J = Grizzly

S = Madman

B = Blunder

K = Matey

T = Rascal

C = Smelly

L = Stubby

U = Two Toes

D = Shivers

M = Long John

V = Beardy

E = Scallywag

N = Chumbucket

W = Rascalion

F = Dirty

O = Lobster Legs

X = Captain

G = Sharkbait

P = Stinky

Y = Peg Leg

H = Old

Q = Skipper

Z = Jolly

I = Buccaneer

R = One Eye



The month you were born...

Jan = McScurvey

May = Jones

Sept = Long Beard

Feb = Byrd

Jun = Rivers

Oct = McSwagger

Mar = Sparrow

Jul = Morgan

Nov = O'Riley

Apr = O'Mally

Aug = Bailey


Dec = Gallagher




My Pirate Ship Flag Design



My name is _____



My Favourite Part



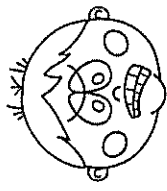
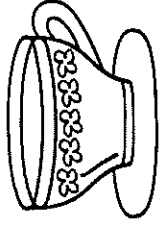
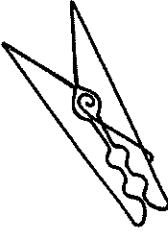

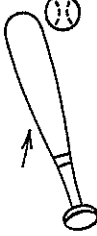
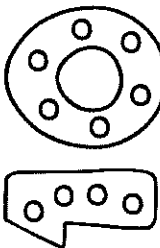






My favourite part of the story was _____

I liked this part because _____

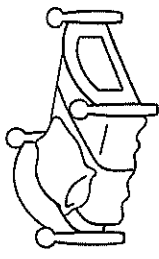
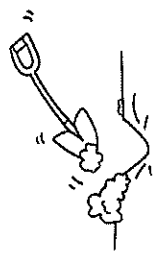
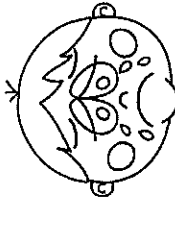

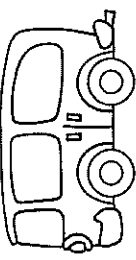


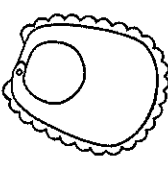
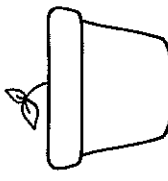



Name _____ Date _____

I can write the beginning sound!

		
i	o	a
x	b	d
		
u	e	u
p	g	m
		
a	e	u
t	n	t
		
o	i	e
g	g	b

Name _____ Date _____

I can write the missing vowel!

		
b	d	s
d	g	d
		
p	b	r
p	s	g
		
m	b	p
g	b	t
		
n	s	d
n	s	n
p	s	n

Level 2




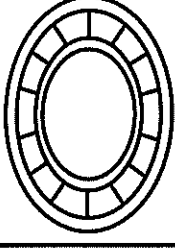

c u e t i n o
r a t s p t g t

Mixed CVC

Build It

Build the words.

Name: _____

				
<input type="text"/>	<input type="text"/>	<input type="text"/>	<input type="text"/>	<input type="text"/>



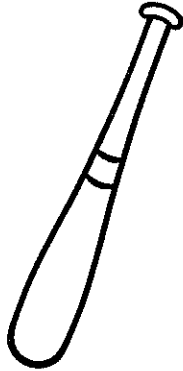

© My Teaching Pal

-at words

CVC Spelling

Cut out the letters and build the CVC words.

Name: _____

	
	
<input type="text"/>	<input type="text"/>

c	t	b	t	m	a
a	h	a	t	t	a

Pirate Roll & Cover

Instructions: Roll a dice and add the number of dots together. Cover the answer with a counter. Play until all the numbers are covered. Tip - Use a timer and see if you can beat your time in the next round!

3 7 9 5 6

12 6 8 2 4 10 4 10 3 9 3







12 11 7 8



APPLE PATTERNS



Use do-a-dot markers or simply color to complete the patterns



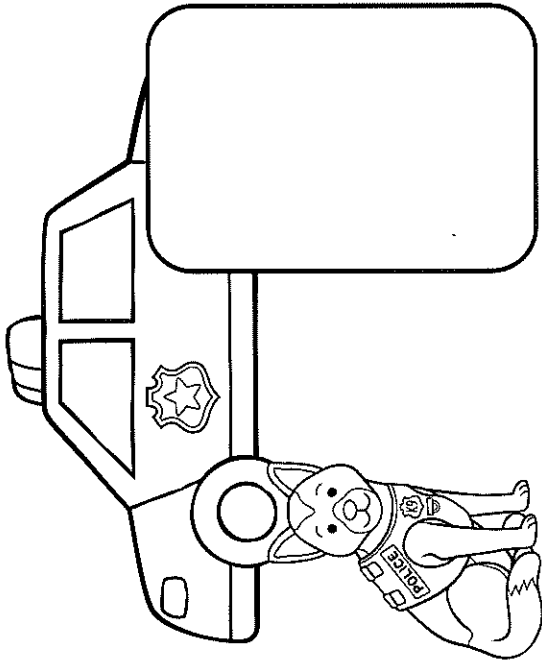
Name: _____

Date: _____

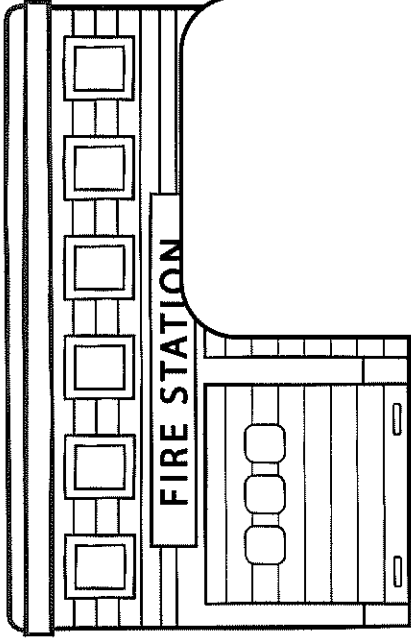
COMMUNITY

HELPERS!


Match the helper to the picture.



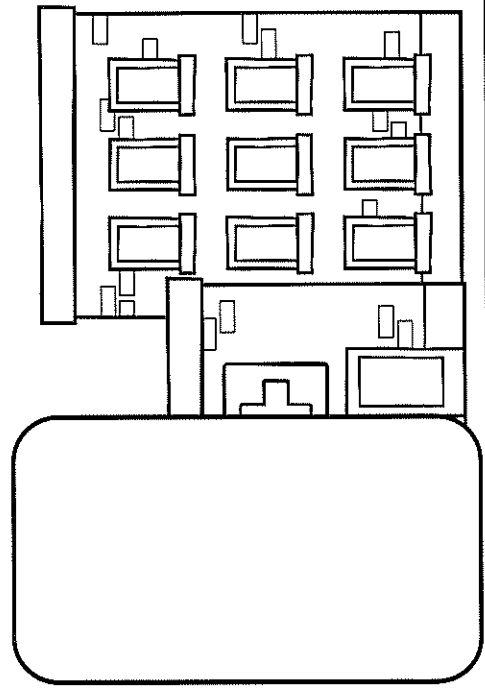
Blank rounded rectangular box for matching.



Blank rounded rectangular box for matching.



Blank rounded rectangular box for matching.


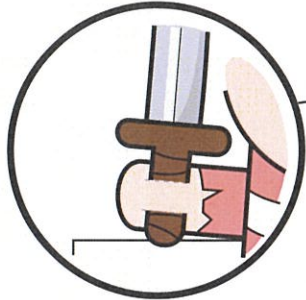


Blank rounded rectangular box for matching.

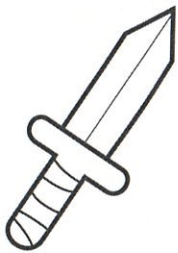
Community helpers help us by...

Three horizontal lines for writing.

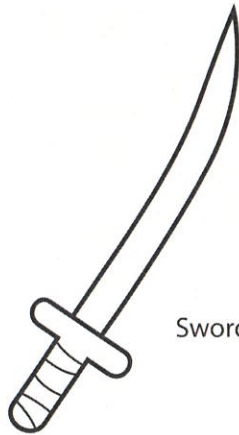
Pirates




Cut along dotted lines with a craft knife. Slide the handle of the sword into the slots like above.



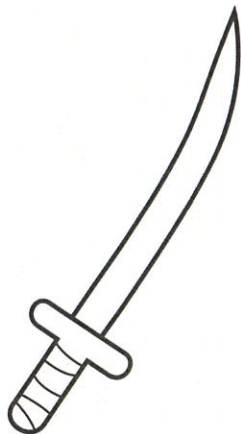
Dagger




Sword




Colour the pirates in and cut them out. Glue or tape tab 'A' to tab 'B' so it fits around finger.



Captain's sword



Captain's Parrot




If I were a pirate...

I would say



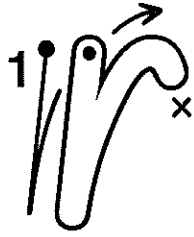

I would wear

I would



Name: _____

Date: _____

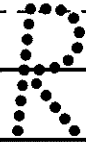


run

rod

ring

robot



Copyright © Tweet Resources

My letters are neat.

My letters sit on line.

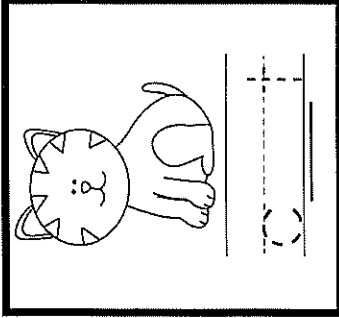
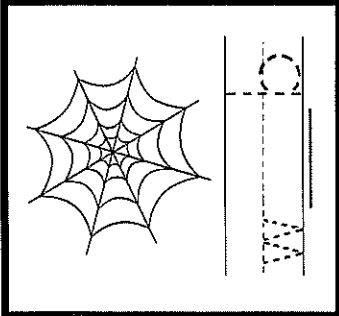
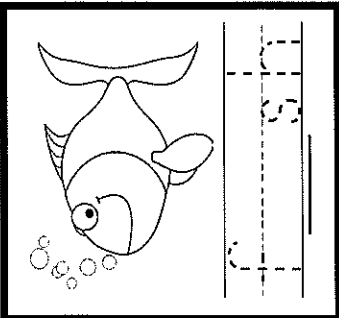
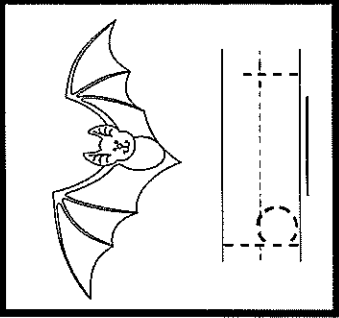
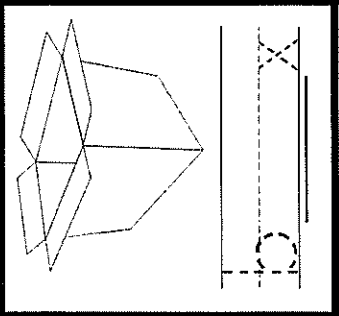
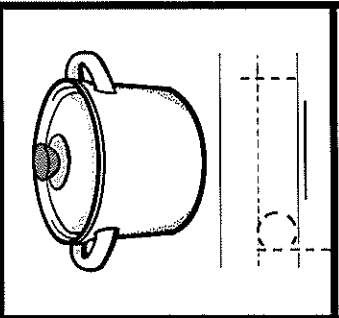
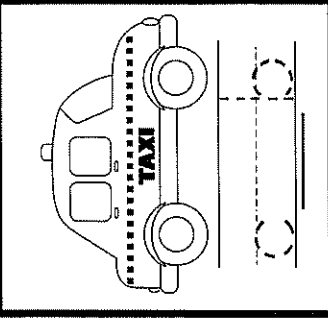
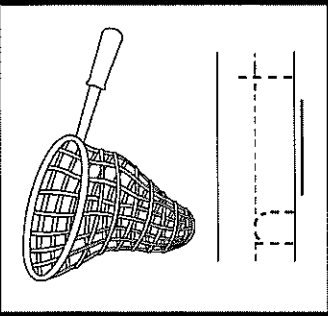
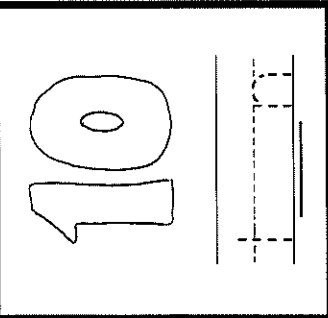
My letters have spaces.

Name: _____

Date: _____

MISSING SOUNDS

Say each word and write the sound that completes the word.

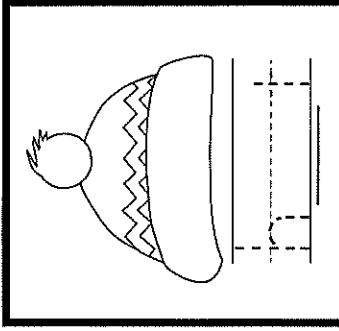
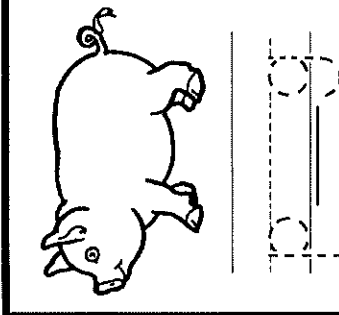
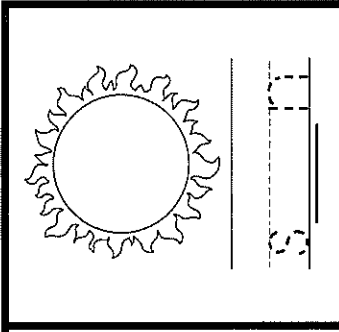
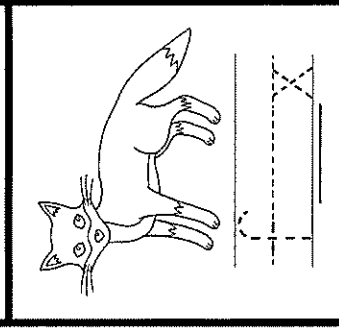
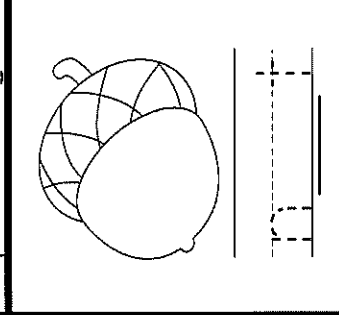

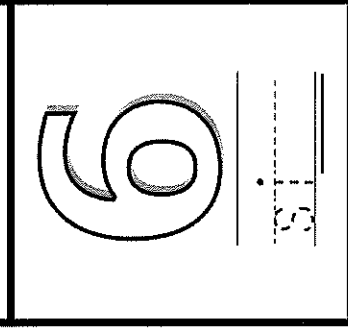
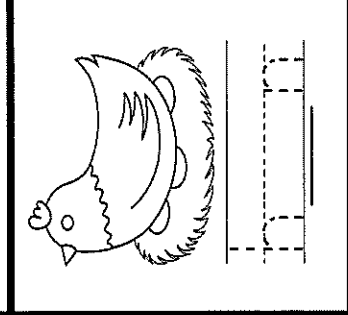
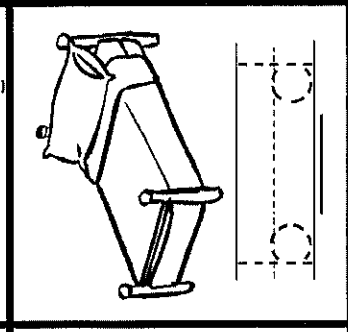
 <p>_____</p>	 <p>_____</p>	 <p>_____</p>
 <p>_____</p>	 <p>_____</p>	 <p>_____</p>
 <p>_____</p>	 <p>_____</p>	 <p>_____</p>

Name: _____

Date: _____

MISSING SOUNDS


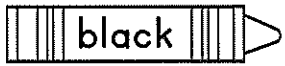






Say each word and write the sound that completes the word.

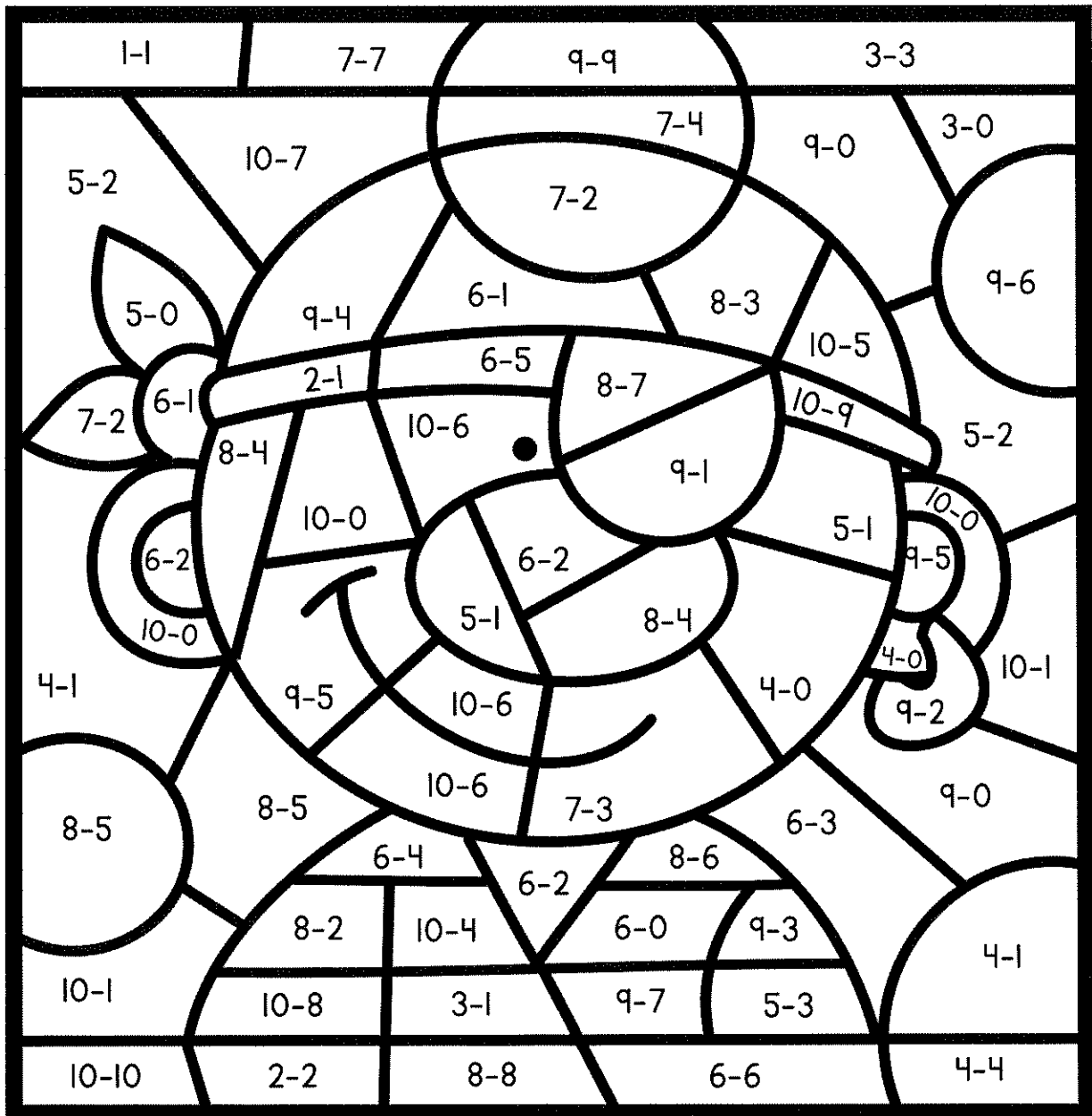
 <p>_____</p>	 <p>_____</p>	 <p>_____</p>
 <p>_____</p>	 <p>_____</p>	 <p>_____</p>
 <p>_____</p>	 <p>_____</p>	 <p>_____</p>

Name: _____ Date: _____


Color by Number

Directions: Color the picture by matching the differences to the colors below.

 purple = 0	 black = 1, 8	 red = 2
 green = 3, 9	 brown = 4, 10	 blue = 5
 white = 6	 yellow = 7	

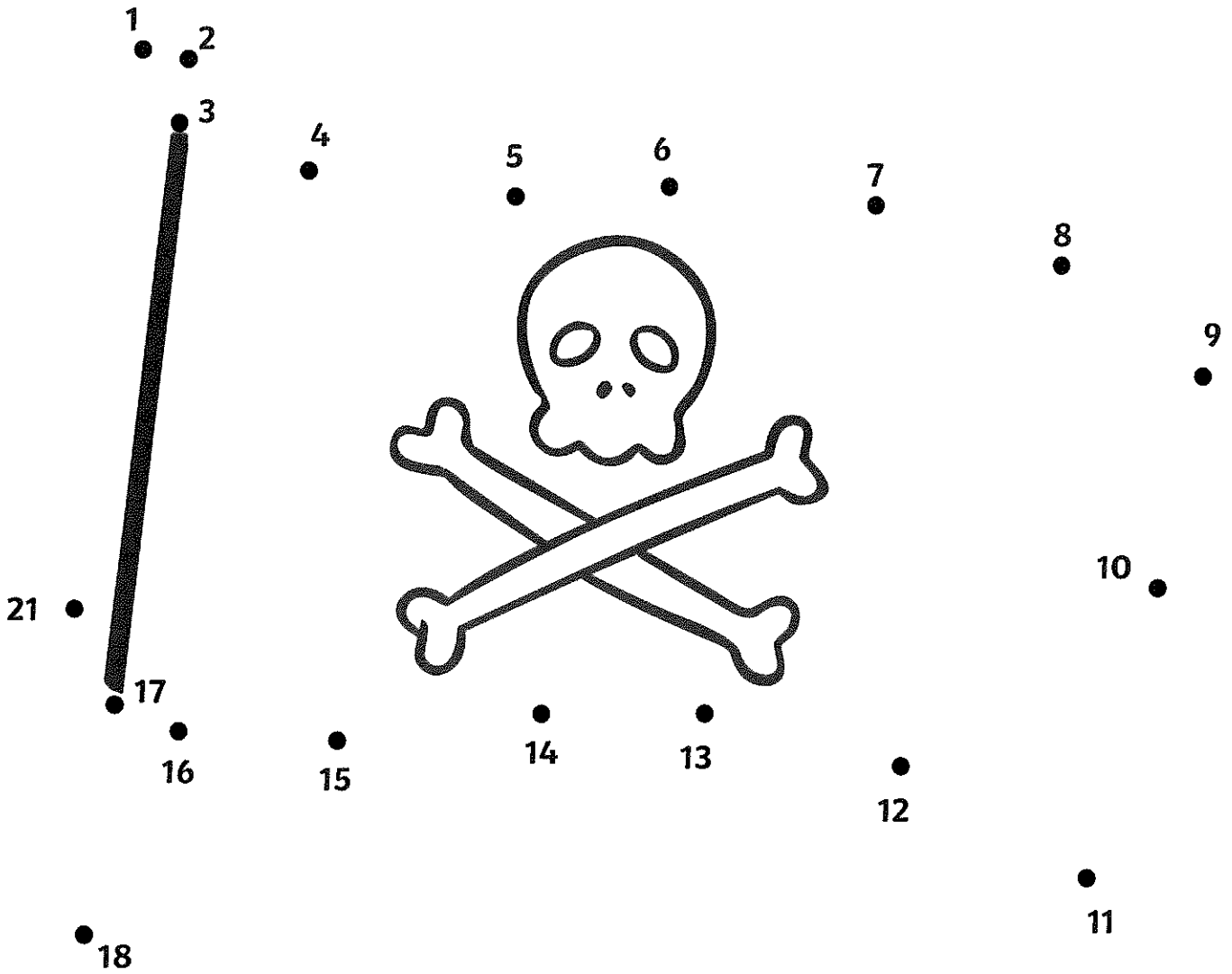







Level 1

Flag

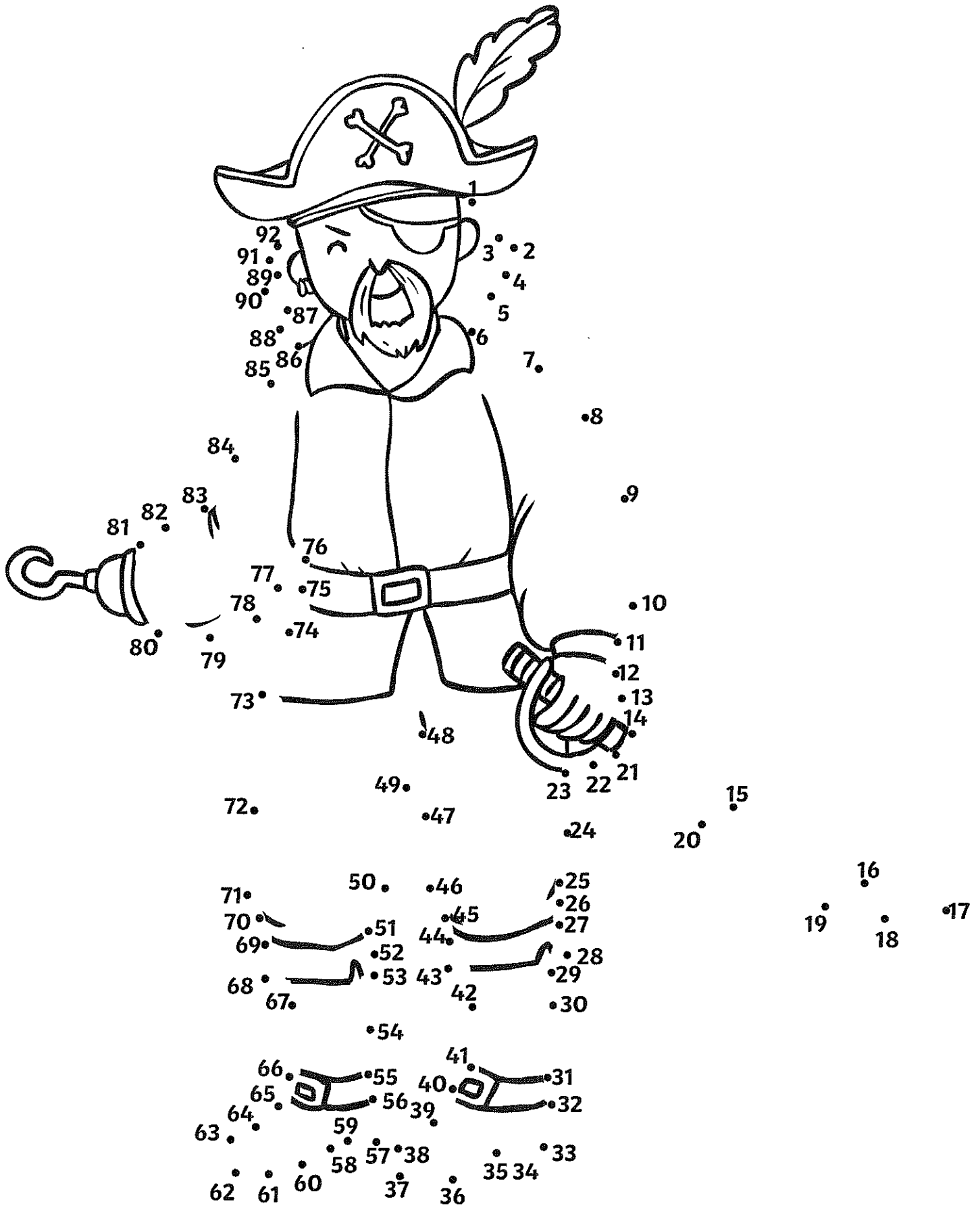


20 19

Skull



Pirate



Parts of a Bilby

Cut, sort and paste to label the bilby.



- fur
- ears
- eyes
- nose
- tail
- legs
- head
- mouth

PIRATE I-SPY



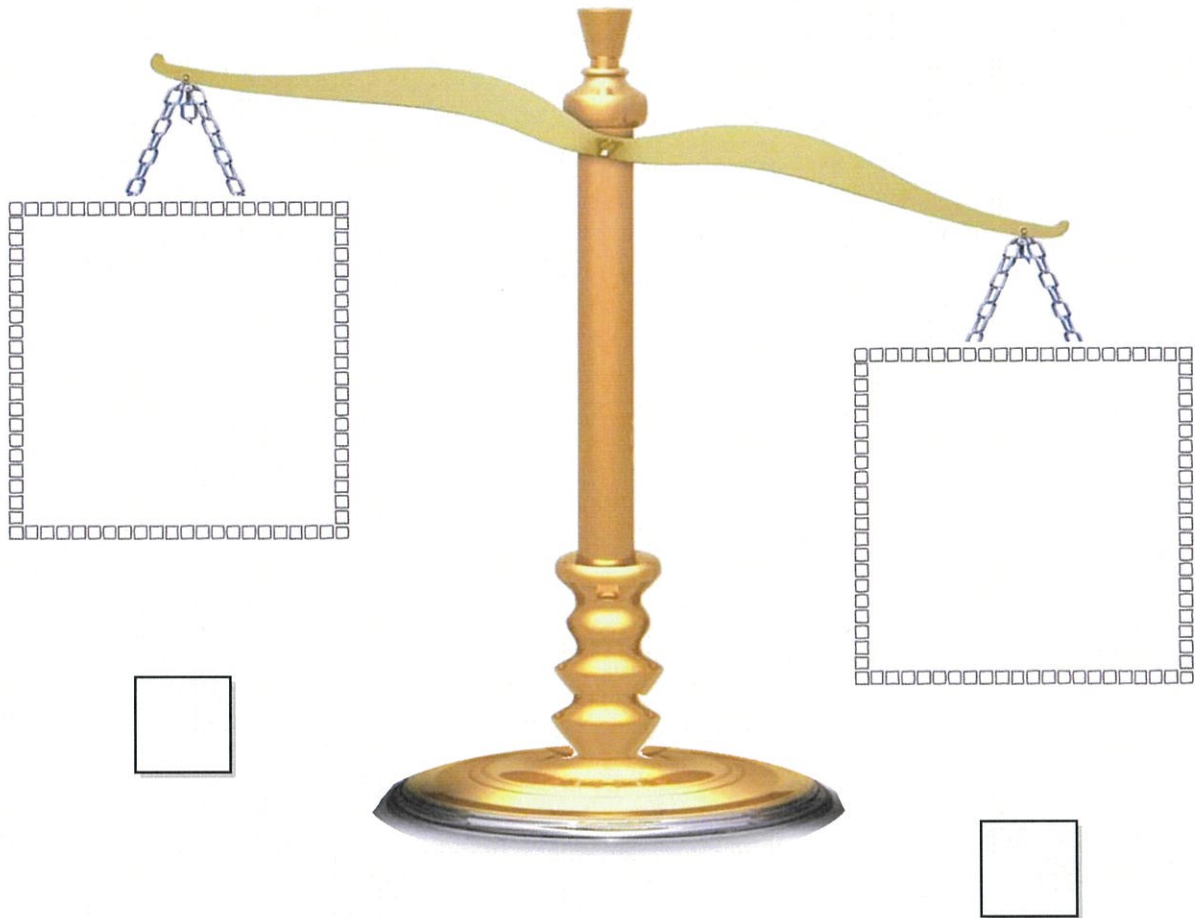
HOW MANY CAN YOU FIND?



Light





Heavy



Which is lighter?


Pick 2 objects. Place them on the scale. Answer the question.




My Strengths and Challenges

Task: List 5 different strengths that you believe you have, followed by 5 challenges you face in the boxes below. Then choose one strength and explain how it helps you feel confident at a particular thing. Finally choose one challenge and explain how you could use some help to turn it into a strength.

My Strengths:



My Challenges



I feel confident at:

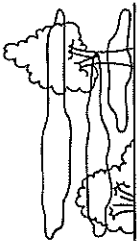


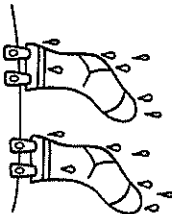
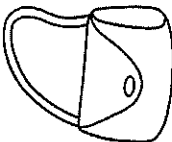

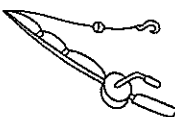
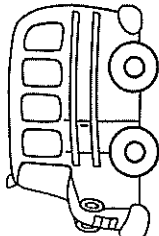


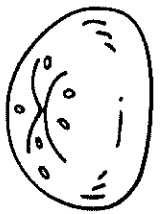

I need help with:

AHOY, ME HEARTIES!



Name _____ Date _____







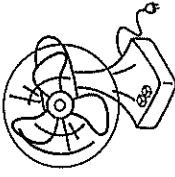





I can write the beginning sound!

		
o	e	i
g	t	p
		
e	a	e
t	g	n
		
o	u	o
d	s	t
		
i	u	a
n	n	n

Name _____

Date _____

I can write the missing vowel!

		
m	l	f
p	g	n
		
f	j	r
x	g	n
		
f	p	k
n	d	d
		
j	h	j
t	n	m

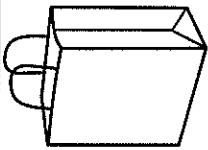
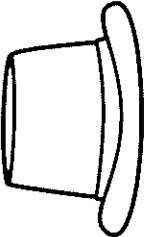
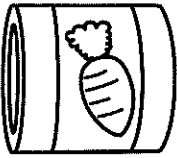

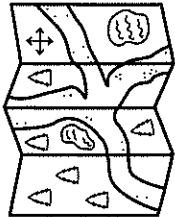
c	t	a	n	a	t	g	
h	m	b	a	b	a	p	a

Short a

Name: _____

Build It

Build the words.

© My Teaching Pal


Name: _____

Short a

Phonics sentences


Here is my dad's cap.	
I will look in the bag.	
A little rat has a hat on.	
We want to go in the cab.	
Look at that jam.	
She sat on the mat.	

© My Teaching Pal



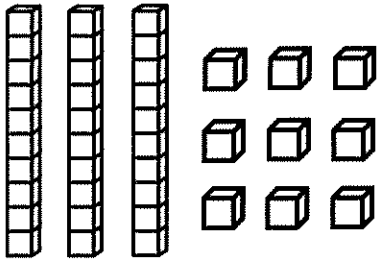
Name: _____

Making Numbers

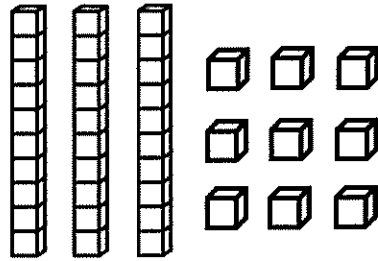


Color the blocks to make the numbers.

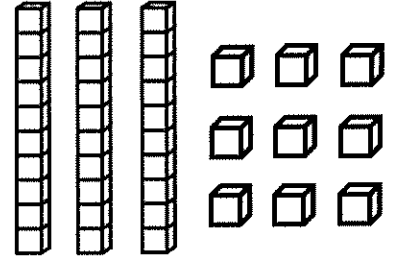
12



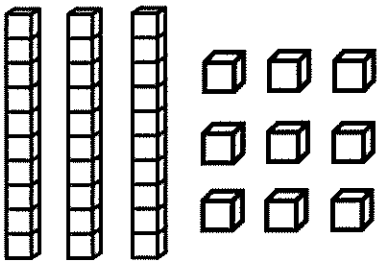
8



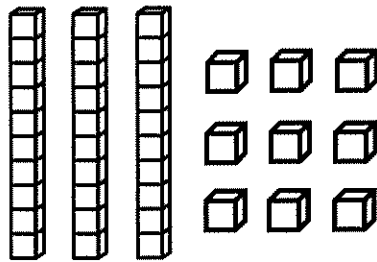
13



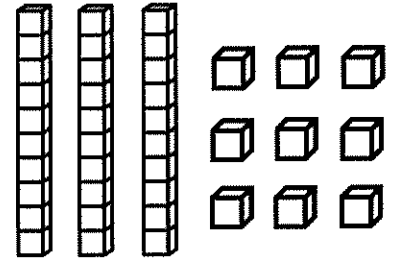
19



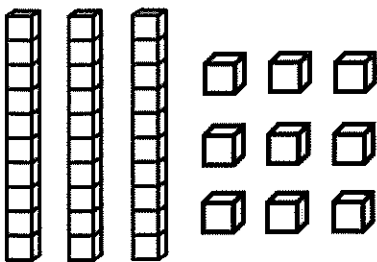
20



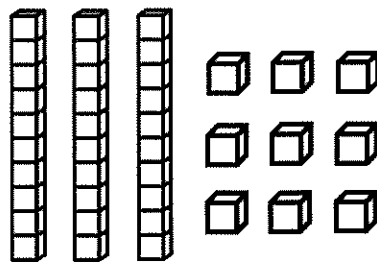
4



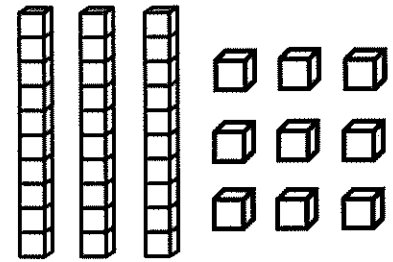
16



18



9



Indoor Scavenger Hunt

COLLECT ALL OF THE FOLLOWING ITEMS
IN A BAG OR BASKET. CHECK THE BOXES
AS YOU FIND EACH ONE.

- A TOY WITH WHEELS
- A BOOK WITH THE FIRST LETTER OF YOUR NAME IN THE TITLE
- A PAIR OF MATCHING SOCKS
- 4 THINGS THAT ARE GREEN
- SOMETHING VERY SOFT
- A TOY SMALLER THAN YOUR HAND
- SOMETHING ROUND
- A BOOK WITH NUMBERS IN IT
- 5 LEGOS THAT ARE ALL DIFFERENT
- A PHOTO OF SOMEONE YOU LOVE
- AN ITEM YOU CAN SEE YOURSELF IN
- AN ITEM THAT MAKES YOU FEEL COZY
- A TOY THAT HAS 3 DIFFERENT COLORS
- A MOVIE THAT HAS "S" IN THE TITLE
- YOUR SNUGGLIEST STUFFED ANIMAL

Ready for snack? Make sure everything
gets put back where it belongs!