










Teaching & Learning Activities – Early Stage 1

Term 3 - Week 1, 2021 – All activities should be completed in your homework book, a lined/workbook or on A4 paper.

		Tuesday	Wednesday	Thursday	Friday
Task	Can you make your own bed?	Have a picnic lunch with your family in the backyard?	Can you help put the washing away?	Can you help set the table for dinner?	
Homework Morning	<p>English</p> <p>* Write your High Frequency Words (HFW) in your workbook.</p> <p>but, an, her, by, him</p> <p>*Our first sound this week is</p>  <p>th like in thong</p> <p>* Complete the Soundwaves page for 'th' like in thong. Use lead pencil for the writing and take care with your colouring.</p>	<p>English</p> <p>* Choose 3 of your HFW and put each word in a sentence. Write your sentences in lead pencil in your book.</p> <p>* Read a book from Wushka or from home with a parent/carer. Verbally describe one of the characters to your parent/carer. What do they look like? What do they like/dislike?</p> <p>Write the title of the book you read in your book and draw this character. Label the character and write a sentence about them.</p>	<p>English</p> <p>*Write a story telling me about what you did in the holidays.</p> <p>In the holidays...</p> <p>Draw a picture to match your story.</p> <p>*Our second sound this week is</p>  <p>th like in feather</p> <p>* Complete the Soundwaves page for 'th' like in feather. Use lead pencil for the writing and take care with your colouring.</p> <p>*Complete 2 of the online</p>	<p>English</p> <p>*Read a book from Wushka or from home with a family member. How were the characters feeling at the beginning and then at the end of the story? What made them feel this way?</p> <p>Act out your favourite part in the story for someone in your family. Write the name of the book you read in your book.</p> <p>*Pretend you are hosting a big party! What food would you like? What food would your guests like? Write a shopping list and draw the food you will need.</p>	
Complete your Homework Sheet					

<p>* Complete 2 of the online Soundwaves "Extra Games and Activities." www.soundwaveskids.com.au Password - aunt832</p>	<p>* Complete Soundwaves Blackline Masters – Decodable Reader (DR26) worksheet. If you do not have a printer, you can copy the sentences and complete the activity in your book.</p> <p>* Practise your Magic Words. Ask someone at home to record you on an iPad or phone.</p>	<p>Soundwaves "Extra Games and Activities." www.soundwaveskids.com.au Password - aunt832</p> <p>* The sound can be found in - Terms 2–4, Phase 2: Discovering Graphemes</p> <p>* Read a book from Wushka or from home with a parent/carer. Can you find some punctuation in the story, E.g. full stops and capital letters? Talk to your parent/carer about them.</p> <p>* Write the name of the book you have read in your book and then write a sentence using a question mark.</p>	<p>* Complete -Soundwaves Blackline Masters - Match Up: Word Beginnings with Endings worksheet. If you do not have a printer, you can copy the words into your workbook and read them to someone at home.</p> <p>* Practise your Magic Words. Ask someone at home to record you on an iPad or phone.</p> <p>Naidoc Week</p> <p>* Colour the Aboriginal Artwork to celebrate Naidoc Week. Try to use traditional colours like red, yellow, white, black and brown. Bring it back to school next week and we will display your artwork in the classroom.</p> 
<p>* Complete Soundwaves Blackline Masters – Decodable Reader (DR26) worksheet. If you do not have a printer, you can copy the sentences and complete the activity in your book.</p> <p>* Practise your Magic Words. Ask someone at home to record you on an iPad or phone.</p>	<p>* The sound can be found in - Terms 2 - 4, Phase 2: Discovering Graphemes</p> <p>OR - if you don't have access to the internet</p> <p>* Think of 5 words that have the 'th' sound. E.g thong, think. Draw a picture to match some of the words.</p> <p>* Read a book from Wushka or from home with a parent/carer. Retell what happened in the beginning, middle and end of the story. Write the title of the book in your book and draw a picture to match the story.</p> <p>Discuss this with your parent/carer –</p> <p>Where is the story taking place? How do you know?</p>	<p>Soundwaves "Extra Games and Activities." www.soundwaveskids.com.au Password - aunt832</p> <p>* The sound can be found in - Terms 2–4, Phase 2: Discovering Graphemes</p> <p>* Read a book from Wushka or from home with a parent/carer. Can you find some punctuation in the story, E.g. full stops and capital letters? Talk to your parent/carer about them.</p> <p>* Write the name of the book you have read in your book and then write a sentence using a question mark.</p>	<p>* Complete Soundwaves Blackline Masters – Decodable Reader (DR26) worksheet. If you do not have a printer, you can copy the sentences and complete the activity in your book.</p> <p>* Practise your Magic Words. Ask someone at home to record you on an iPad or phone.</p> 
<p>* Complete 2 of the online Soundwaves "Extra Games and Activities." www.soundwaveskids.com.au Password - aunt832</p>	<p>* The sound can be found in - Terms 2 - 4, Phase 2: Discovering Graphemes</p> <p>OR - if you don't have access to the internet</p> <p>* Think of 5 words that have the 'th' sound. E.g thong, think. Draw a picture to match some of the words.</p> <p>* Read a book from Wushka or from home with a parent/carer. Retell what happened in the beginning, middle and end of the story. Write the title of the book in your book and draw a picture to match the story.</p> <p>Discuss this with your parent/carer –</p> <p>Where is the story taking place? How do you know?</p>	<p>Soundwaves "Extra Games and Activities." www.soundwaveskids.com.au Password - aunt832</p> <p>* The sound can be found in - Terms 2–4, Phase 2: Discovering Graphemes</p> <p>* Read a book from Wushka or from home with a parent/carer. Can you find some punctuation in the story, E.g. full stops and capital letters? Talk to your parent/carer about them.</p> <p>* Write the name of the book you have read in your book and then write a sentence using a question mark.</p>	<p>* Complete -Soundwaves Blackline Masters - Match Up: Word Beginnings with Endings worksheet. If you do not have a printer, you can copy the words into your workbook and read them to someone at home.</p> <p>* Practise your Magic Words. Ask someone at home to record you on an iPad or phone.</p> <p>Naidoc Week</p> <p>* Colour the Aboriginal Artwork to celebrate Naidoc Week. Try to use traditional colours like red, yellow, white, black and brown. Bring it back to school next week and we will display your artwork in the classroom.</p> 
<p>* Complete 2 of the online Soundwaves "Extra Games and Activities." www.soundwaveskids.com.au Password - aunt832</p>	<p>* The sound can be found in - Terms 2 - 4, Phase 2: Discovering Graphemes</p> <p>OR - if you don't have access to the internet</p> <p>* Think of 5 words that have the 'th' sound. E.g thong, think. Draw a picture to match some of the words.</p> <p>* Read a book from Wushka or from home with a parent/carer. Retell what happened in the beginning, middle and end of the story. Write the title of the book in your book and draw a picture to match the story.</p> <p>Discuss this with your parent/carer –</p> <p>Where is the story taking place? How do you know?</p>	<p>Soundwaves "Extra Games and Activities." www.soundwaveskids.com.au Password - aunt832</p> <p>* The sound can be found in - Terms 2–4, Phase 2: Discovering Graphemes</p> <p>* Read a book from Wushka or from home with a parent/carer. Can you find some punctuation in the story, E.g. full stops and capital letters? Talk to your parent/carer about them.</p> <p>* Write the name of the book you have read in your book and then write a sentence using a question mark.</p>	<p>* Complete -Soundwaves Blackline Masters - Match Up: Word Beginnings with Endings worksheet. If you do not have a printer, you can copy the words into your workbook and read them to someone at home.</p> <p>* Practise your Magic Words. Ask someone at home to record you on an iPad or phone.</p> <p>Naidoc Week</p> <p>* Colour the Aboriginal Artwork to celebrate Naidoc Week. Try to use traditional colours like red, yellow, white, black and brown. Bring it back to school next week and we will display your artwork in the classroom.</p> 
<p>Break</p>	<p>Break</p>	<p>Break</p>	<p>Break</p>

Middle	Mathematics	Mathematics	Mathematics	Mathematics
	<p>* Ask someone to help you collect 20 objects. Practise counting your collection, forwards and backwards. You could even try starting from different numbers (for example, start with the 5th object and keep counting).</p> <p>* Count how many steps it takes to get from your bedroom to the kitchen and back.</p> <p>* Play a board game or card game with a family member, E.g snakes and ladders, UNO</p> <p>Complete 2 Mathematics tasks.</p> <p>Log in to Mathematics https://login.mathletics.com/</p>	<p>*Count to 30 aloud to someone at home.</p> <p>*Write numbers 1 - 30 in your workbook.</p> <p>Number Hunt: What numbers can you find in your house? Can you find all the numbers from 0 - 30? Write the numbers you find, for example the numbers on a remote control or a clock. Can you find numbers on shoes, on food in the cupboard or in the fridge?</p>  <p>Complete 2 Mathematics tasks.</p> <p>Log in to Mathematics https://login.mathletics.com/</p>	<p>*Count to 30 aloud to someone at home.</p> <p>*Cut a small piece of paper in half. How do you know the parts are equal? Is there another way you can make half? Glue the halves into your book.</p> <p>*Draw a triangle, square, rectangle and circle in your workbook and colour in half of each shape. Can you draw any other simple shapes or pictures and colour half of them?</p> <p>*When you are making your lunch today, practise counting and sharing items. For example, can you cut your sandwich in half? Can you count out scoops of rice for each person? Can you share an apple with a family member, so each person gets the same amount to eat?</p> <p>Complete 2 Mathematics tasks.</p> <p>Log in to Mathematics https://login.mathletics.com/</p>	<p>*Practise counting to 30 to a family member.</p> <p>Ordinal Numbers</p> <p>* Place five items in a line on the floor. For example: pen, spoon, cup, remote, small toy.</p> <p>- Using these five items, ask your child the following questions -</p> <p>Which place is the spoon in? Which item is in the third place? Which place is the cup in? Which item is in first place? Which item is in last place?</p> <p>*Draw a picture of your items and label which place they are in.</p> <p>1st, 2nd, 3rd, 4th, 5th</p> <p>Complete 2 Mathematics tasks.</p> <p>Log in to Mathematics https://login.mathletics.com/</p>
Break	Break	Break	Break	Break

Afternoon	Science and Technology	PDHPE	Creative Arts	History
	<p>*<u>Complete in your book</u></p> <ol style="list-style-type: none"> 1. What season is it now? 2. List 5 pieces of clothing you would wear right now to protect yourself from the weather. 3. Draw and label a picture of yourself dressed in some clothing appropriate for today's weather. 	<p>*Go outside and complete the following activities. See if someone can time you to see how long it takes.</p> <ul style="list-style-type: none"> - 20 star jumps. - Jog on the spot for 30 secs. - Hop on 1 leg for as long as you can, then swap legs. - Skip up and down your backyard twice. <p>*Complete 1x JustDance routine from Youtube. Write the name of the dance you complete in your book.</p>	<p>*Complete the drawing activity from YouTube - Kids Art Hub – https://www.youtube.com/watch?v=Vs9YUUhBQGg</p> <p>How to Draw a Panda</p> <p>*If you cannot access the internet, draw a picture of a Panda in your book.</p>	<p>* Choose an activity that your family enjoys doing together. Draw a picture and write a sentence in your book to match.</p> <p>My family loves to ...</p> 

Additional/ Mindfulness Activities

Task	Tuesday	Wednesday	Thursday	Friday
	<p>*Collect your favourite toys, books or LEGO. Sort them into different categories (colours, sizes, shapes etc). How did you choose to sort them? Is there another way you can sort them?</p> <p>*Complete the YouTube Cosmic Yoga - Popcorn and the Pirates https://www.youtube.com/watch?v=T_0P5grVoyg</p>	<p>*Complete the remaining online Soundwaves 'Extra Games and Activities' for 'th'. www.soundwaveskids.com.au</p> <p>*Find a quiet space in your room and read your favourite book to a teddy or special toy.</p>	<p>*Cut out letters from old magazines or catalogues and make each HFW. but, an, her, by, him</p> <p>*IF YOU CAN... Call a grandparent or older relative. Ask them about their day and what their favourite subject was when they were at school.</p>	<p>* Complete the remaining online Soundwaves 'Extra Games and Activities.' www.soundwaveskids.com.au</p> <p>*Practise writing your first name and surname. Write it 5 times in different colours in your book.</p>

Name: _____

Kindergarten Homework - Term 3, Week 1



This week's sounds are

th - like in thong



&

th - like in feather



	TUESDAY Tracing	TUESDAY Try your own	WEDNESDAY Try your own	THURSDAY Try your own
but	but			
an	an			
her	her			
by	by			
him	him			

Trace it then write it

Her car was by the blue lake.

Write a sentence using any words that you know.

Read and trace the 'th & 'th' words

thick

thin

with

this


that



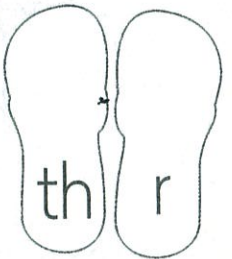
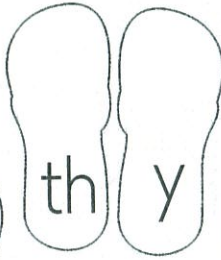
th

1 Colour the letters for  in each List Word. thick thin thong with

2 Tick the box if you hear  in the picture name.
Cross the box if you do not hear  in the picture name.



3 Colour the thongs with **th** on them.




4 Write **th** or **Th** in the spaces to finish the poem. Read with your teacher. Draw the picture.

___ ick ___ ongs,

___ in ___ ongs,

___ ud, ___ ud, ___ ud.



Mum and Tam have thin thongs.

Max has a box with shells in it.

Jess is with six chicks in the pen.


Sam and David have thick thongs.

Bill will fix up the mess with Jill.

The king has thick socks on him.



th

1 Colour the letters for  in each List Word.

this that then them

2 Circle the picture if you hear  in the picture name.



3 Write th to finish the words. Draw a line from the word to the picture.

mo__er

fa__er

wea__er

bro__er























4 Write th or Th in the spaces. Colour the feathers to match.


___ is fea___er is red.



___ at fea___er is yellow.



F  th GM100 thi_____	F  th GM100 ck	F  th GM100 thi_____	F  th GM100 s
F  th GM100 thi_____	F  th GM100 <u>n</u>	F  th GM100 mo_____	F  th GM100 th
F  th GM100 thi_____	F  th GM100 ng	F  th GM100 the_____	F  th GM100 m
F  th GM100 tha_____	F  th GM100 t	F  th GM100 the_____	F  th GM100 <u>n</u>
F  th GM100 tho_____	F  th GM100 ng	F  th GM100 th_____	F  th GM100 ere
F  th GM100 thu_____	F  th GM100 <u>d</u>	F  th GM100 ba_____	F  th GM100 th



The sick duck is with the vet.

Mum and Dad have Sam with them.

There is the man in his van.



That duck is well. It is not sick.

Nick and Mick have a cat with them.

There is a big ship out there.

