















Teaching & Learning Activities – Early Stage 1

Term 3 - Week 5, 2021– All activities should be completed in your homework book, a lined/workbook or on A4 paper.

	Monday	Tuesday	Wednesday	Thursday	Friday
Task	Write down how many gold medals Australia has so far.	Can you organise your toys today?	Can you help make lunch today?	Can you tidy your room?	How many gold medals does Australia have now?
Homework	Complete your Homework Sheet				
Morning	<p>English</p> <p>* Write your High Frequency Words (HFW) in your book.</p> <p>says, book, over, made, good</p> <p>* Choose 3 of your HFWs and put them each in a sentence. Draw a picture to match.</p> <p>* Our first sound this week is</p> <div style="text-align: center;">  <p>ir ur</p> <p>like in <u>bi</u>rd or <u>tu</u>rn</p> </div>	<p>English</p> <p>* Listen to Mrs Attard read the story Sebastian Lives in a Hat on Google Classroom by...</p> <p style="text-align: center;">OR</p> <p>Listen to the YouTube Story Sebastian Lives in a Hat https://www.youtube.com/watch?v=ueEE-Hj_agA</p> <p>*After reading the story, discuss with someone at home -</p> <ul style="list-style-type: none"> - What type of animal is Sebastian? - How did Sebastian come to live with humans? - Where was he found? - Why is Sebastian's hat so important to him? 	<p>English</p> <p>* Listen again to the Story Sebastian Lives in a Hat</p> <p>*Brainstorm adjectives to describe Sebastian. You could describe the way he looks or even the way he feels.</p> <p>*Complete the 'Word Splash' worksheet recording all the adjectives that you brainstormed. Glue the sheet in your book.</p> <div style="text-align: center;">  </div>	<p>English</p> <p>Bake off</p> <p>*With a family member, spend some time in the kitchen and bake something. It may be cookies, cupcakes, muffins, a cake or your favourite recipe.</p> <p>See if you can read through the recipe and help get the ingredients.</p> <p>When you have finished baking, maybe spend some time decorating what you have made.</p> <p>*Use the procedure worksheet and write simple steps to make your ...</p>	<p>English</p> <p>*Complete the 'Kickstart to Editing' worksheet. In each sentence there are 3 mistakes. Circle them and then rewrite the sentence correctly.</p> <p>*Use playdough or pasta to make your HFWs for this week.</p> <div style="text-align: center;">  </div> <p>*Complete the handwriting page for 'h'</p>

	<p>* Complete the Soundwaves page for 'ur, ir'. Use lead pencil for the writing and take care with your colouring.</p> <p>* Go on to Google Classroom and complete the 'Beginning Sounds' activity in the Week 5 folder.</p> <p><u>Make sure you save and submit your work.</u></p> <p style="text-align: center;">OR</p> <p>Complete the 'Beginning Sounds' worksheet and glue in your book.</p> <p>* Complete the handwriting page for 'g'.</p> <p>* Practise your Magic Words or HFW using an idea from the Word and Sound Activities sheet.</p> 	<p>-What kinds of things does Sebastian need to survive?</p> <p>-Can you think of something else that needs as much care as Sebastian does?</p> <p>*Complete the 'What does a wombat need?' worksheet.</p> <p>Write a sentence in your book about why wombats need each item.</p> <p><u>Upload a photo of your work to Google Classroom in the Week 5 folder.</u></p> <p>*Complete Soundwaves Blackline Masters – Match Up: Words to Pictures (GM 112 & 113) worksheets. If you do not have a printer, you can copy the words and draw a picture to match.</p>	<p>*Our second sound this week is</p>  <p style="text-align: center;">or a</p> <p style="text-align: center;">like in <u>h</u>orse or <u>s</u>aw</p> <p>* Complete the Soundwaves page for 'or, a'. Use lead pencil for the writing and take care with your colouring.</p> <p>*Go on to Google Classroom and complete the 'Secret Sight Words' activity in the Week 5 folder. Make sure you save and submit your work.</p> <p style="text-align: center;">AND/ OR</p> <p>*Complete the 'Secret Sentences' worksheet and glue in your book.</p> <p>* Practise your Magic Words or HFW using an idea from the Word and Sound Activities sheet.</p>	 <p>*Complete 2 of the online Soundwaves "Extra Games and Activities." for the sound-</p>  <p style="text-align: center;">or a</p> <p style="text-align: center;">www.soundwaveskids.com.au</p> <p style="text-align: center;">u</p> <p style="text-align: center;">Password -</p> <div style="border: 1px solid black; padding: 5px; width: fit-content; margin: 0 auto;">aunt832</div> <p>*The sound can be found in - Terms 2–4, Phase 2: Discovering Graphemes</p> <p style="text-align: center;">OR</p> <p>* Think of 5 words that have the 'or, a' sound. E.g, horse, fork or wall. Write them in your book and draw a picture to match the words.</p>	<p>*Complete Soundwaves Blackline Masters – Decodable Reader (DR35) worksheets by reading the sentence and drawing a picture to match. You can also cut these up and staple them together to make a book. If you do not have a printer, you can copy the sentences and complete the activity in your book.</p> <p>* Read a book from Wushka to someone at home.</p> <p>* Practise your Magic Words or HFW using an idea from the Word and Sound Activities sheet.</p>
Break	Break	Break	Break	Break	Break

<p>Middle</p>	<p>Mathematics</p> <p>*Maths Mentals: What are the following shapes?</p>  <p>*Watch 'How to share equally'. https://www.youtube.com/watch?v=fgoUVD0Hx5M</p> <p>*Use three bowls and some pasta to solve the following problems. Share 12 pieces of pasta equally between the 3 bowls. How many pieces are in each bowl?</p> <p>Try this one - Share 6 pieces of pasta equally between the three bowls. How many pieces are in each bowl?</p> <p><u>Take a photo when you have solved the problems and upload it onto Google Classroom in the Week 5 folder.</u></p> <p>Complete 2 Mathletics tasks. Log in to Mathletics https://login.mathletics.com/</p>	<p>Mathematics</p> <p>*Play either -</p> <p>'Snowman Addition to 10' (Level 1) OR 'Build a Sandcastle' (Level 2) addition game with a family member.</p> <p>*Log into Google Classroom and complete the 'Tuesday Multiplication Mats' activity in the Week 5 folder.</p> <p><u>Don't forget to turn in your work when you have completed the slides.</u></p> <p>OR</p> <p>*Complete the 'Sharing Between Three' worksheet. Colour, cut and share the apples equally. Glue the sheet in your book.</p> 	<p>Mathematics</p> <p>*<u>Maths Mentals:</u></p> <p>$3 + \underline{\quad} = 5$ $6 + \underline{\quad} = 10$</p> <p>Use your fingers to help you solve the problem. Write the number sentence in your book with your answer.</p> <p>*Log into Google Classroom and complete the 'Wednesday Multiplication Mats' in the Week 5 folder.</p>  <p><u>Don't forget to turn in your work when you have completed the slides.</u></p> <p>OR</p> <p>* Complete the 'Sharing Between Four' worksheet. Colour the flies in yellow, red, blue and green so each frog ends up with an equal amount. Glue the sheet in your book.</p> <p>*Complete 2 Mathletics tasks. Log in to Mathletics https://login.mathletics.com/</p>	<p>Mathematics</p> <p>*Ask a parent/carer to help you collect some leaves, sticks or gumnuts. Make an interesting pattern.</p>  <p>*Log into Google Classroom and complete the 'Making Equal Groups' activity in the Week 5 folder.</p> <p><u>Don't forget to turn in your work when you have completed the slides.</u></p> <p>* Choose your favourite teddy and sit on the floor with him/her. Place the sticks, leaves etc that you collected earlier in the middle of you and your teddy. Can you equally share the leaves etc with your teddy? Did you both get the same amount?</p>	<p>Mathematics</p> <p>*Maths Mentals: Circle the number that is smaller:</p> <p>5 or 6 9 or 11</p> <p>*Log into Google Classroom and complete the 'Find the Number 15-20' activity in the Week 5 folder.</p>  <p><u>Don't forget to turn in your work when you have completed the slides.</u></p> <p>OR</p> <p>*Complete the 'Cut and Paste Number 16' worksheet. Find all the pictures that show the number 16 and glue them around the number. Glue the sheet in your book.</p> <p>*Complete 2 Mathletics tasks. Log in to Mathletics https://login.mathletics.com/</p>
<p>Break</p>	<p>Break</p>	<p>Break</p>	<p>Break</p>	<p>Break</p>	<p>Break</p>

Additional/Extension Mathematics



* Choose a Level 1 or Level 2 Beat the Clock Sheet.

- Complete the Monday column on your sheet.

- Time how long it takes for you to complete the addition facts.

- Write your time in the Monday box.



- Complete the Tuesday column on your sheet.

- Time how long it takes for you to complete the addition facts.

- Write your time in the Tuesday box.



*Fill in the gaps:

* __, 28, 29, __, 31, __

* 50, __, __, 53, __



- Complete the Wednesday column on your sheet.

- Time how long it takes for you to complete the addition facts.

- Write your time in the Wednesday box.



- Complete the Thursday column on your sheet.

- Time how long it takes for you to complete the addition facts.

- Write your time in the Thursday box.

Circle your fastest time for the week? Did you get faster everyday?



*Solve the addition problems:

$$23 + 5 =$$

$$30 + 3 =$$

Break






Break

Break





Break

Break

Break

<p>Afternoon</p>	<p>Science and Technology</p> <p>*Watch and dance to the 'Insect Song' https://www.youtube.com/watch?v=lxH7NBbL9JY</p> <p>*What body parts do all insects have?</p>  <p>*Go for a walk and collect some items (leaf, sticks, flowers) that can be used to build an insect. Create a 'insect' out of the items you have collected.</p> <p><u>Upload a photo of your work to Google Classroom in the Week 5 folder.</u></p>	<p>PDHPE</p> <p>Yes and No Feelings</p> <p>*Listen to In My Heart: A Book of Feelings https://www.youtube.com/watch?v=xIfLgHBwYx4</p> <p><i>Yes feelings are what we feel when something happens that we like.</i></p> <p><i>No feelings are what we feel when something happens that we don't like.</i></p> <p>What are some yes feelings? (happy, excited, calm, safe)</p> <p>What are some no feelings? (sad, scared, worried, angry)</p> <p>Draw a picture of a time when you felt a yes feeling. Write a sentence to match. (I felt happy when my mum hugged me.)</p> 	<p>Creative Arts</p> <p>*Complete the 'Wombat Craft' using the template of the wombat.</p> <p>Colour in your wombat using pencils, crayons or even paint if you wish. Cut around the template and glue the pieces together.</p> <p><u>Upload a photo of your work to Google Classroom in the Week 5 folder.</u></p> 	<p>Geography</p> <p>School Senses!</p> <p>*We have been looking at a special place; our home. Can you think of any other places that are special that you belong to (school!)?</p> <p>*Today you will be using your five senses to describe school. <i>You will have to put your thinking caps on for this and try to remember about school if you have been learning at home.</i></p> <p>*Use the 'School Senses' worksheet to describe school.</p> <p>You can draw and/or label what you can see, hear, smell, touch and taste if you were at school.</p> 	<p>PDHPE</p> <p>Roll the dice: Let's get moving. Play the exercise game. Roll the dice and practice the movement for 20 seconds.</p>  <p>*Join in with the Zumba Kids: Better when I'm dancing routine https://www.youtube.com/watch?v=rQwyMCzuMF8</p>
-------------------------	--	--	--	---	---

Additional/ Mindfulness Activities

Task	Monday	Tuesday	Wednesday	Thursday	Friday
	<p>* Guided meditation by Cosmic Kids. Mindful breathing is a great way to focus your mind and make you feel calm and relaxed. Find a calm space to complete the meditation.</p> <p>https://www.youtube.com/watch?v=ZBnPlqQFPKs</p> 	<p>*Make a 'Gratitude Jar'. <i>Gratitude means being thankful.</i></p> <p>Draw pictures of all the things that you love about your life (family, house, pets, favourite toys) and put them in a jar.</p> <p>* Complete the online Soundwaves 'Extra Games and Activities.' for the sound -</p>  <p>ir ur</p> <p>www.soundwaveskids.com.au</p> <p>Password -</p> <div style="border: 1px solid black; padding: 2px; display: inline-block;">aunt832</div>	<p>*Complete the 'Turn These Circles Into...' worksheet by using the shape of a circle to create as many pictures as you can. Get someone to put a timer on and see how quickly you can do it.</p> 	<p>*Complete the We're Going on a Bear Hunt A Cosmic Kids Yoga Adventure!</p> <p>https://www.youtube.com/watch?v=KAT5NiWHFIU</p> 	<p><i>Ma Vlast</i> is the musical story of the journey of a river. It starts as a little trickle high up in the mountains. The river gets bigger with water crashing over rocks. It moves to wide, slow waters before finally joining with the ocean.</p> <p>Lie down, close your eyes and imagine you are a little leaf floating on the river while you listen to the music.</p> <p>https://www.youtube.com/watch?v=3G4NKzmfC-Q</p> <p><i>Smetana ~ Moldau</i> (Richard Britton)</p>

Name: _____


Kindergarten Homework - Term 3, Week 5



This weeks sounds are:



ir, ur like in girl and turn



or, a like in fork and ball

	MONDAY Tracing	TUESDAY Try your own	WEDNESDAY Try your own	THURSDAY Try your own
says	says			
book	book			
good	good			
over	over			
made	made			

Wushka - Log in to Wushka and choose a book to read to an adult

Name of the book you read: _____ Level: _____

Write a sentence using the word 'made'

Read and trace the 'ir,ur' & 'or a' words

girl turn call for walk

Use the dice to solve the addition problems.

$$\begin{array}{|c|} \hline \cdot \cdot \\ \cdot \cdot \\ \hline \end{array} + \begin{array}{|c|} \hline \cdot \\ \cdot \\ \hline \end{array} = \begin{array}{|c|} \hline 8 \\ \hline \end{array}$$

$$\begin{array}{|c|} \hline \cdot \cdot \\ \cdot \cdot \\ \hline \end{array} + \begin{array}{|c|} \hline \cdot \cdot \\ \cdot \cdot \\ \hline \end{array} = \begin{array}{|c|} \hline \\ \hline \end{array}$$

$$\begin{array}{|c|} \hline \cdot \cdot \\ \cdot \cdot \\ \hline \end{array} + \begin{array}{|c|} \hline \cdot \\ \hline \end{array} = \begin{array}{|c|} \hline \\ \hline \end{array}$$

$$\begin{array}{|c|} \hline \cdot \\ \hline \end{array} + \begin{array}{|c|} \hline \cdot \\ \cdot \\ \hline \end{array} = \begin{array}{|c|} \hline \\ \hline \end{array}$$

$$\begin{array}{|c|} \hline \cdot \cdot \\ \cdot \cdot \\ \hline \end{array} + \begin{array}{|c|} \hline \cdot \cdot \\ \cdot \\ \hline \end{array} = \begin{array}{|c|} \hline \\ \hline \end{array}$$

$$\begin{array}{|c|} \hline \cdot \cdot \\ \cdot \\ \hline \end{array} + \begin{array}{|c|} \hline \cdot \\ \hline \end{array} = \begin{array}{|c|} \hline \\ \hline \end{array}$$

Use the gumballs to solve the subtraction problems.

$$\begin{array}{r} 5 \\ - 4 \\ \hline \end{array} \begin{array}{|c|} \hline \\ \hline \end{array}$$

$$\begin{array}{r} 3 \\ - 1 \\ \hline \end{array} \begin{array}{|c|} \hline \\ \hline \end{array}$$

$$\begin{array}{r} 9 \\ - 3 \\ \hline \end{array} \begin{array}{|c|} \hline \\ \hline \end{array}$$


$$\begin{array}{r} 6 \\ - 2 \\ \hline \end{array} \begin{array}{|c|} \hline \\ \hline \end{array}$$

$$\begin{array}{r} 10 \\ - 4 \\ \hline \end{array} \begin{array}{|c|} \hline \\ \hline \end{array}$$

$$\begin{array}{r} 4 \\ - 2 \\ \hline \end{array} \begin{array}{|c|} \hline \\ \hline \end{array}$$



ir ur

1 Colour the letters for  ir ur in each List Word.

girl
bird

third
fur

turn
hurt

2 Colour a box for each sound you hear in the picture name.



--	--	--

--	--	--

--	--	--

--	--	--

3 Write the letter for the first sound in each word.
Colour the letters for  ir ur in each word.



__irl



__ird



__urt

4 Write **ir** in the first group and **ur** in the second group to finish the words.
Draw a line from each word to its picture.



•

• b__d

t__n •

•



•

• th__d

f__ •

•



•

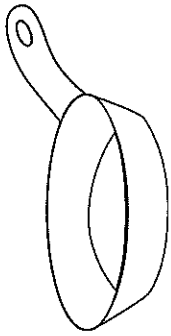
• g__l


h__t •


•




Name: _____

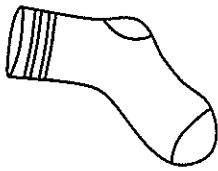

_ _ a n


r s b
_ _ e d

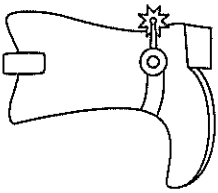

_ _ o x

r t f



_ _ o g
f l d


_ _ o c k


t s l

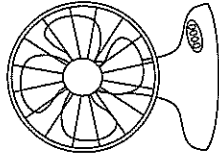

_ _ o o t
b g f

Name: _____



_ _ a t


m c s


_ _ a t
b s n

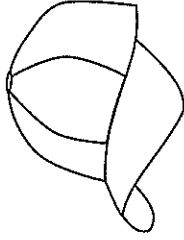

_ _ a n

r t f


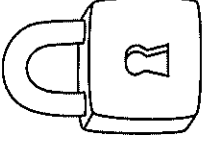

_ _ u n
m s l




_ _ a t


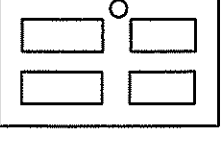
r w s


_ _ a p
z t c



Name: _____



	
__ell t	r s l _ock l

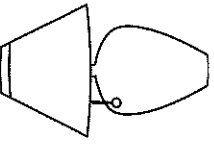

	
c t _ree b	h l _and b

	
m d _ird b	d b _oor f

Name: _____



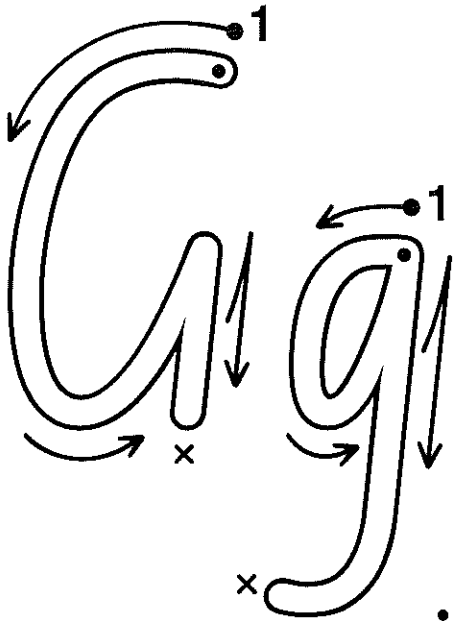
	
m d _uck t	f s n _ish

	
c t _ard b	d l _all b


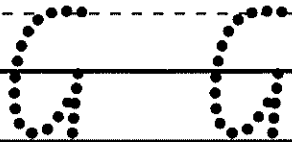
	
t s _amp l	m s _oon f

Name: _____

Date: _____



go get girl glass



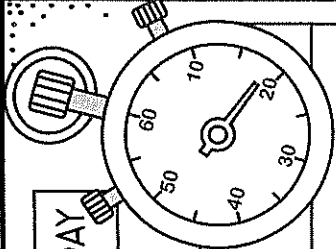
Copyright © Tweet Resources

My letters are neat.

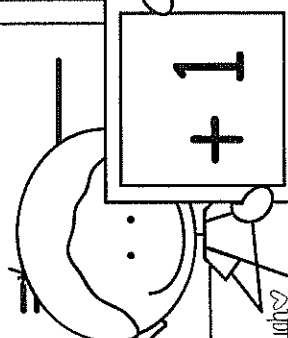
My letters sit on line.

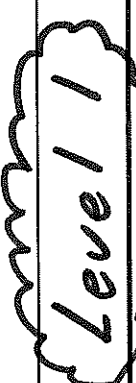
My letters have spaces.

MONDAY	TUESDAY	WEDNESDAY	THURSDAY



MONDAY	TUESDAY
$3 + 1 = \underline{\quad}$	$10 + 1 = \underline{\quad}$
$6 + 1 = \underline{\quad}$	$6 + 1 = \underline{\quad}$
$8 + 1 = \underline{\quad}$	$5 + 1 = \underline{\quad}$
$9 + 1 = \underline{\quad}$	$3 + 1 = \underline{\quad}$
$4 + 1 = \underline{\quad}$	$2 + 1 = \underline{\quad}$
$2 + 1 = \underline{\quad}$	$9 + 1 = \underline{\quad}$
$5 + 1 = \underline{\quad}$	$1 + 1 = \underline{\quad}$
$7 + 1 = \underline{\quad}$	$8 + 1 = \underline{\quad}$
$1 + 1 = \underline{\quad}$	$7 + 1 = \underline{\quad}$
$10 + 1 = \underline{\quad}$	$4 + 1 = \underline{\quad}$



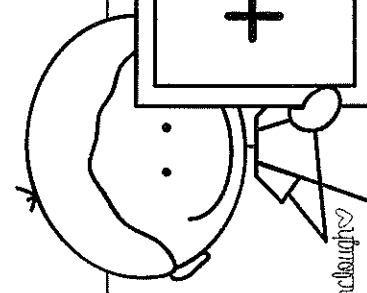


© laurenryanclaughton

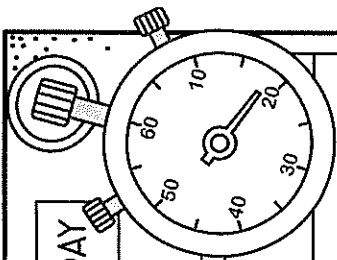
WEDNESDAY	THURSDAY
$4 + 1 = \underline{\quad}$	$10 + 1 = \underline{\quad}$
$3 + 1 = \underline{\quad}$	$8 + 1 = \underline{\quad}$
$8 + 1 = \underline{\quad}$	$6 + 1 = \underline{\quad}$
$6 + 1 = \underline{\quad}$	$3 + 1 = \underline{\quad}$
$10 + 1 = \underline{\quad}$	$2 + 1 = \underline{\quad}$
$5 + 1 = \underline{\quad}$	$5 + 1 = \underline{\quad}$
$1 + 1 = \underline{\quad}$	$7 + 1 = \underline{\quad}$
$9 + 1 = \underline{\quad}$	$9 + 1 = \underline{\quad}$
$2 + 1 = \underline{\quad}$	$4 + 1 = \underline{\quad}$
$7 + 1 = \underline{\quad}$	$1 + 1 = \underline{\quad}$

TEACHER TEST:

Beat the Clock.



© laurenryanclaughton



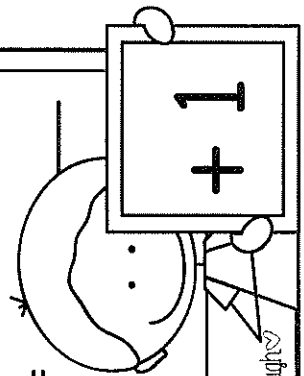
MONDAY	TUESDAY	WEDNESDAY	THURSDAY

MONDAY

- $3 + 1 = \underline{\quad}$
- $6 + 1 = \underline{\quad}$
- $13 + 1 = \underline{\quad}$
- $8 + 1 = \underline{\quad}$
- $9 + 1 = \underline{\quad}$
- $4 + 1 = \underline{\quad}$
- $14 + 1 = \underline{\quad}$
- $2 + 1 = \underline{\quad}$
- $11 + 1 = \underline{\quad}$
- $5 + 1 = \underline{\quad}$
- $7 + 1 = \underline{\quad}$
- $1 + 1 = \underline{\quad}$
- $10 + 1 = \underline{\quad}$
- $12 + 1 = \underline{\quad}$
- $20 + 1 = \underline{\quad}$

TUESDAY

- $10 + 1 = \underline{\quad}$
- $6 + 1 = \underline{\quad}$
- $16 + 1 = \underline{\quad}$
- $5 + 1 = \underline{\quad}$
- $3 + 1 = \underline{\quad}$
- $2 + 1 = \underline{\quad}$
- $19 + 1 = \underline{\quad}$
- $9 + 1 = \underline{\quad}$
- $1 + 1 = \underline{\quad}$
- $21 + 1 = \underline{\quad}$
- $8 + 1 = \underline{\quad}$
- $7 + 1 = \underline{\quad}$
- $4 + 1 = \underline{\quad}$
- $15 + 1 = \underline{\quad}$



Level 2

WEDNESDAY

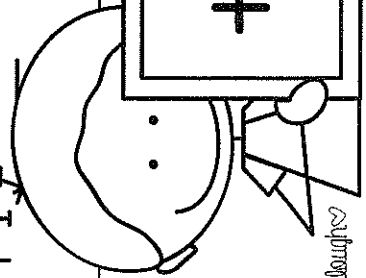
- $4 + 1 = \underline{\quad}$
- $13 + 1 = \underline{\quad}$
- $3 + 1 = \underline{\quad}$
- $8 + 1 = \underline{\quad}$
- $18 + 1 = \underline{\quad}$
- $6 + 1 = \underline{\quad}$
- $10 + 1 = \underline{\quad}$
- $12 + 1 = \underline{\quad}$
- $5 + 1 = \underline{\quad}$
- $1 + 1 = \underline{\quad}$
- $11 + 1 = \underline{\quad}$
- $9 + 1 = \underline{\quad}$
- $2 + 1 = \underline{\quad}$
- $7 + 1 = \underline{\quad}$
- $22 + 1 = \underline{\quad}$

THURSDAY

- $10 + 1 = \underline{\quad}$
- $8 + 1 = \underline{\quad}$
- $6 + 1 = \underline{\quad}$
- $3 + 1 = \underline{\quad}$
- $17 + 1 = \underline{\quad}$
- $2 + 1 = \underline{\quad}$
- $5 + 1 = \underline{\quad}$
- $16 + 1 = \underline{\quad}$
- $7 + 1 = \underline{\quad}$
- $9 + 1 = \underline{\quad}$
- $4 + 1 = \underline{\quad}$
- $1 + 1 = \underline{\quad}$
- $14 + 1 = \underline{\quad}$
- $18 + 1 = \underline{\quad}$
- $20 + 1 = \underline{\quad}$

TEACHER TEST:

Beat the Clock

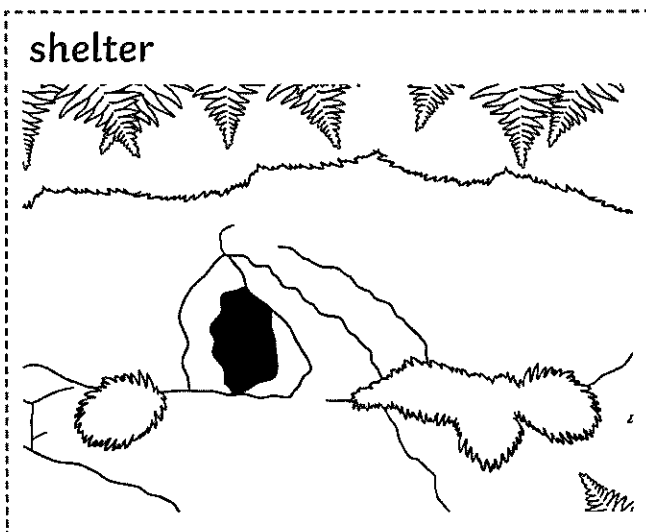

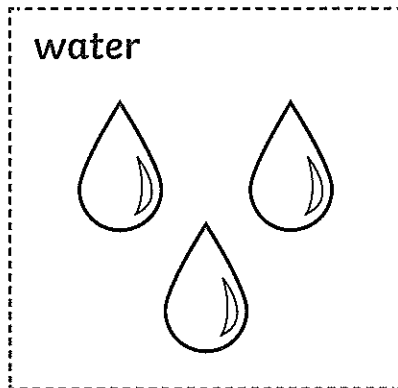


What Does a Wombat Need?

Can you give the wombat what it needs to survive?

Colour, cut and paste into your book.

Can you write something about why they need each item?



BLM GM113

F GM113 GM112 & 113 Match Up: Words to Pictures

F GM113 GM113

fur

F GM113 GM113

curl

F GM113 GM113

turn

F GM113 GM113

hurt

F GM113 GM113

surf

F GM113 GM113

burn

F GM113 GM113

girl

F GM113 GM113

bird

F GM113 GM113

third

F GM113 GM113

shirt

F GM113 GM113

dirt

F GM113 GM113

skirt

BLM GM112

F GM112 GM112 & 113 Match Up: Words to Pictures

F GM112 GM112



F GM112 GM112



F GM112 GM112



F GM112 GM112



F GM112 GM112



F GM112 GM112



F GM112 GM112



F GM112 GM112



F GM112 GM112



F GM112 GM112














F GM112 GM112



F GM112 GM112






Start	9+1		8+9	6+7	12+7	2+6					
8+8	  <h2>Build a Sandcastle</h2> <p>a game for 2 – 4 players Need: counters, dice</p>    					9+9					
13+6						8+4					
7+2						8+7					
7+4											
4+9						15+5					
11+7						5+6					
						5+4					
9+3						9+6	5+3	10+7	5+9		7+9


Each player puts a counter on Start. Players take turns to roll the dice, move forward that many spaces, answer the addition, then cover the answer on the sandcastle with a counter. If the number is covered the player doesn't cover any number on this turn. If a player lands on a starfish, they can cover a number of their choice. The winner is the player who covers the last number on the sandcastle.

Sharing Between Three

Color and cut out the apples and share them equally between the three children.




Olivia Walker Worksheets © 2018



Name

Word splash

for a
wombat





or a

1 Colour the letter or letters for or a in each List Word.

or
for

fork
all

ball
call

2 Colour a box for each sound you hear in the picture name.



--	--	--

--	--	--

--	--	--

--	--	--

3 Write the letter for the first sound in each word. Colour the letters for or a in each word.



__ork



__all



__orch



__orn



__all



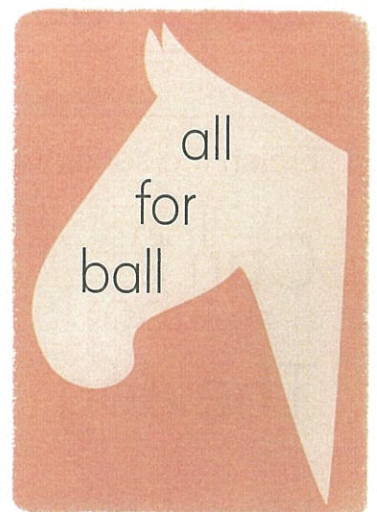
__orn

4 Finish the sentences with the words from the horse.

I have a shell _____ you.

Jet and Bill kick the _____.


Tim ate _____ the chips.



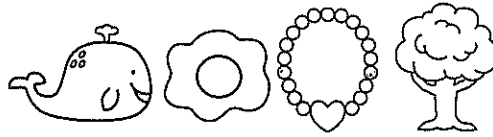
Name: _____

Secret Sentences

Write the beginning sound of each picture to discover the secret sentence.



--	--	--




--	--	--	--



--	--



--	--	--



--	--	--



--	--	--

Write the secret sentence:

--

Name: _____

Secret Sentences

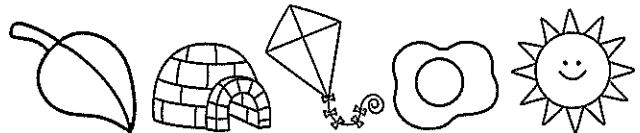
Write the beginning sound of each picture to discover the secret sentence.



--	--




--	--	--



--	--	--	--	--



--	--



--	--	--	--


Write the secret sentence:

--



Sharing Between Four

Help the frogs share the flies equally.


Color my share in Yellow




Color my share in Blue



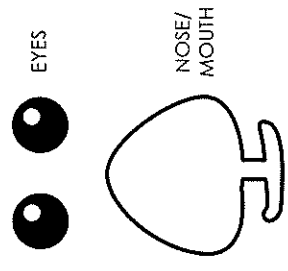
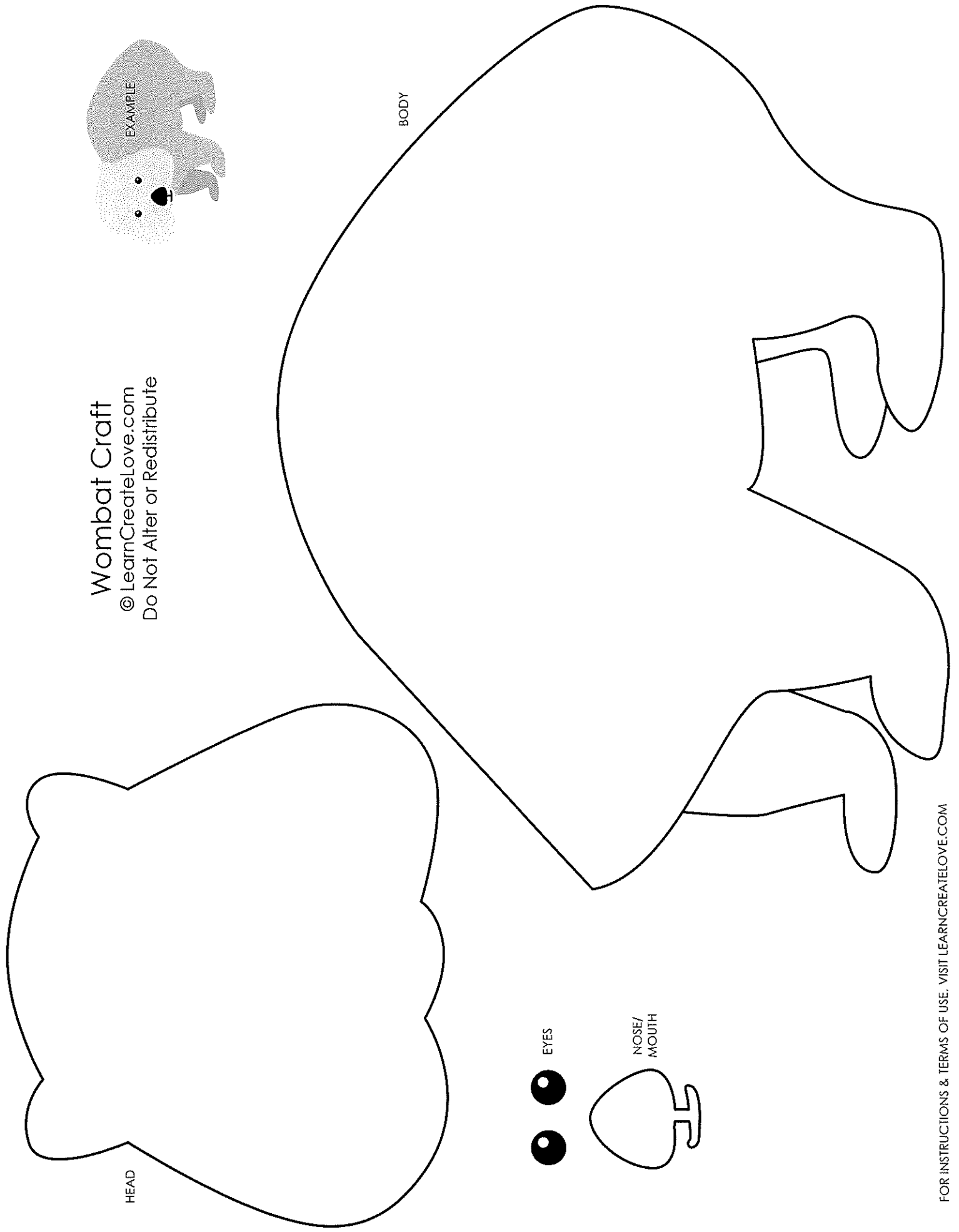
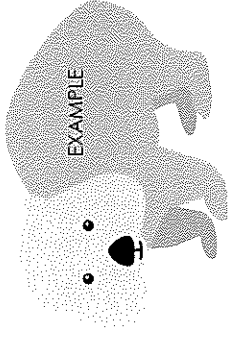
Color my share in Red















Color my share in Green



Wombat Craft
© LearnCreateLove.com
Do Not Alter or Redistribute



Turn these circles into anything you choose!



Title: _____

Ingredients:

Method

1 _____

2 _____

3 _____

4 _____


Name: _____



SCHOOL Senses!



Date: _____




Kickstart to Editing

i love my daby 

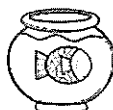
ABC  .? abc

Checker _____

i have o balloon 

ABC  .? abc

Checker _____


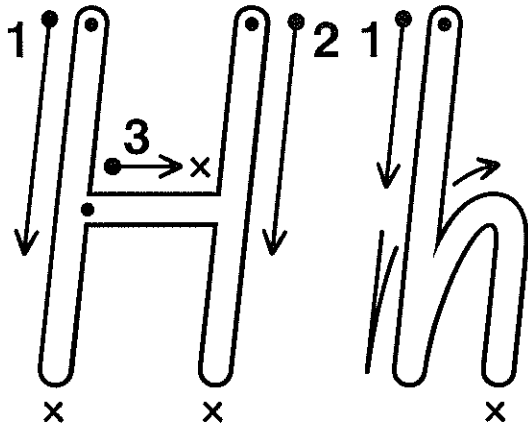
here i my fish 

ABC  .? abc

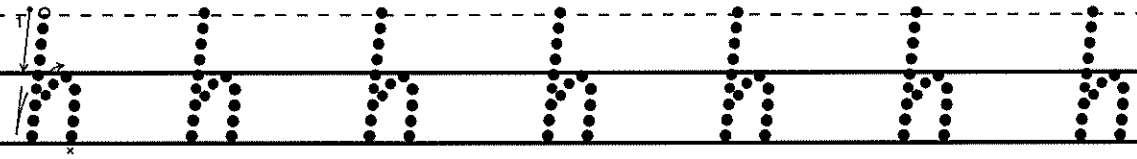
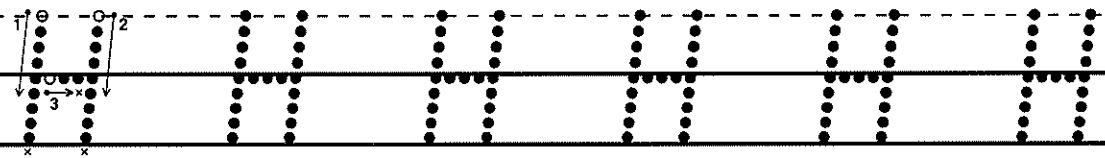
Checker _____

Name: _____

Date: _____



he has hand hook



Copyright © Tweet Resources

My letters are neat. My letters sit on line. My letters have spaces.



Your ball is in the fork of the tree.

There were four balls for us in a bag.

You can have a fork for your cake.

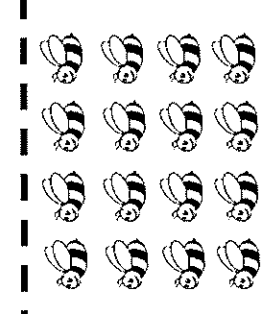

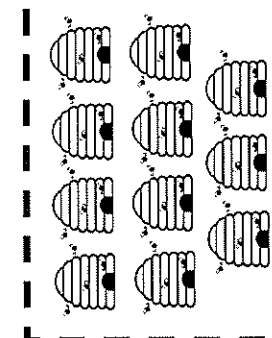
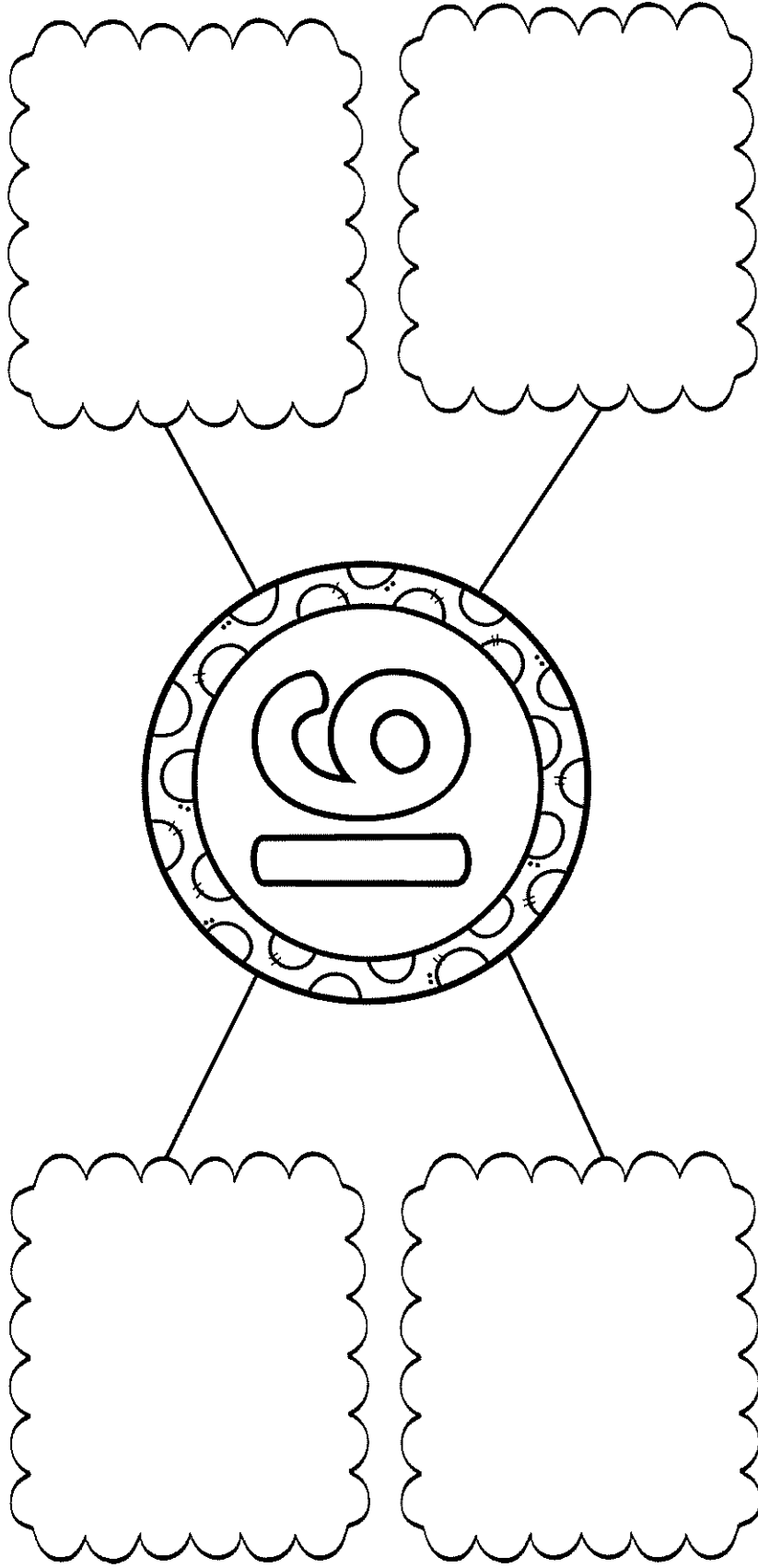
I will call the girls to come home.

The bird sat on four eggs in its nest.

It is your turn to play with the ball.

Name _____

Cut and paste the number 16 items.



sixteen

